

iShares MSCIUSAESGEdUCTS GBP
Fund Information
Sector
Equity - USA

Manager's Name
N/A

Date Manager Appointed
N/A

Launch Date
Mar 2019

Fund Size (£m)
£4003.27

Yield* (See page2)
0.00 %

XD Dates
Jun 17, Dec 10

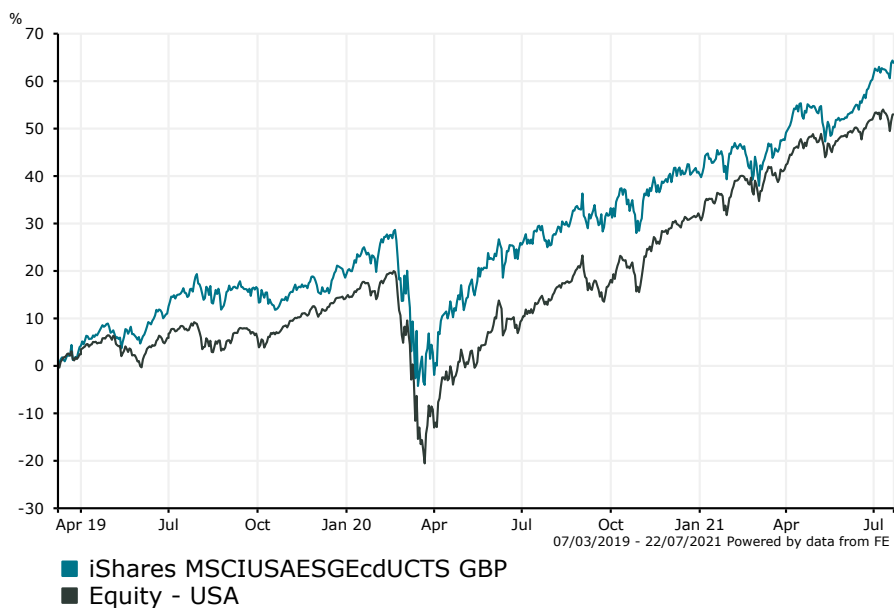
Last Distribution
17/06/21 (XD Date)
30/06/21 (Pay Date)
0.03(Distribution)

OCF
0.07 %

Fund Aim

The fund seeks to track the performance of an index composed of U.S. companies that screens out controversial business areas and gives greater weighting to companies with higher environmental, social and governance (ESG) scores.

Sector: Equity - USA

Performance


Morningstar Analyst Rating
N/A

FE Crown Rating

Discrete Performance - 12 months to 31/12/20

	2020	2019	2018	2017	2016
Fund	18.82	-	-	-	-
Stock Sector Average	15.77	26.37	-6.97	15.94	7.49

Cumulative Performance to 30/06/21

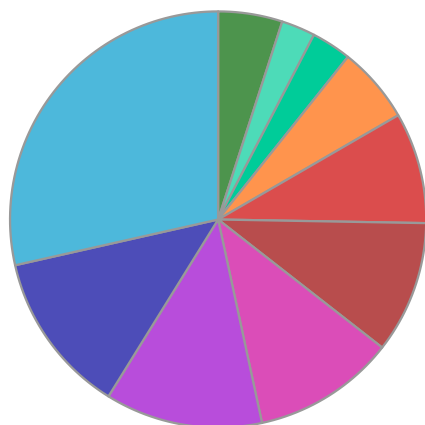
	1 Yr	2 Yrs	3 Yrs	4 Yrs	5 Yrs
Fund	27.32	44.39	-	-	-
Stock Sector Average	38.99	43.45	52.23	69.43	96.56

Performance Analysis - Annualised 3 years

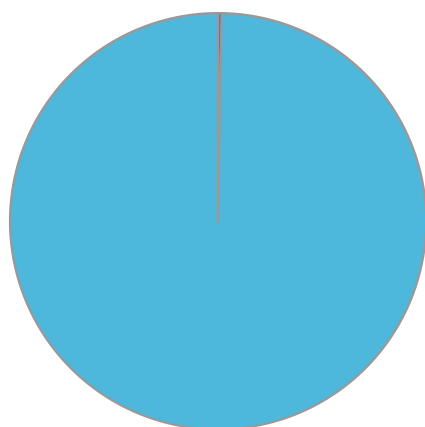
	Growth Rate %	Volatility	Alpha	Beta	Sharpe
Fund	-	-	-	-	-
Stock Sector Average	15.04	18.25	0.00	1.00	0.63

iShares MSCIUSAESGEdUCTS GBP

Fund Composition



	(%)
Information Technology	28.53
Health Care	12.64
Consumer Discretionary	12.22
Financials	11.07
Communications	10.27
Industrials	8.63
Consumer Staples	5.93
Real Estate	3.10
Materials	2.63
Others	4.99



	(%)
US Equities	99.74
Money Market	0.27

Largest Holdings

Holdings	(%)
APPLE INC	5.85
MICROSOFT CORP	5.15
AMAZON.COM INC	3.91
ALPHABET INC	1.92
FACEBOOK INC	1.89

Holdings	(%)
ALPHABET INC	1.82
TESLA INC	1.44
JPMORGAN CHASE & CO	1.25
HOME DEPOT INC	1.16
NVIDIA CORP	1.12

* Data supplied by fund managers regarding fixed interests funds may not specify yield type. As the provision of redemption yield is an FCA regulatory requirement Novia assumes these are used.

Important Information

Performance details and yields are as at 30/06/2021. Performance figures are inclusive of net reinvested income. Source: FE. This document is designed only for professional investors and experienced advisers. The value of investments and the income gained may fluctuate. Investors may not get back the full amount invested. Past performance is not a guide to the future.