

ASI Stg Lg Dtd Gov Bd I Acc

Fund Information

Sector
IA UK Gilts

Manager's Name
Aaron Rock

Date Manager Appointed
Nov 2018

Launch Date
May 2016

Fund Size (£m)
£15.38

Yield* (See page2)
0.50 %

XD Dates
Feb 01, Aug 03

Last Distribution
01/02/21 (XD Date)
30/04/21 (Pay Date)
0.70(Distribution)

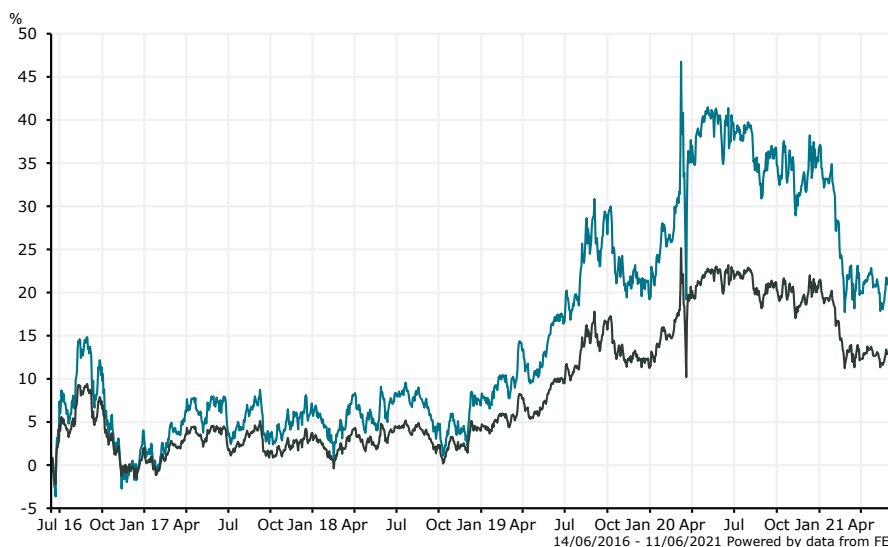
OCF
0.50 %

Fund Aim

To generate income and some growth over the long term (5 years or more) by investing in UK Government bonds with a maturity of 10 years or longer. Performance Target: To achieve the return of the FTSE Actuaries UK Conventional Gilts All Stocks Over 15 Years Index plus 0.5% per annum (before charges). The Performance Target is the level of performance that the management team hopes to achieve for the fund. There is however no certainty or promise that they will achieve the Performance Target. The ACD believes this is an appropriate target for the fund based on the investment policy of the fund and the constituents of the index.

Sector: IA UK Gilts

Performance



■ ASI Stg Lg Dtd Gov Bd I Acc
■ IA UK Gilts

Morningstar Analyst Rating

N/A

FE Crown Rating



Discrete Performance - 12 months to 31/12/20

	2020	2019	2018	2017	2016
Fund	14.71	11.51	-0.23	3.02	18.77
Stock Sector Average	9.01	7.00	0.25	1.72	11.06

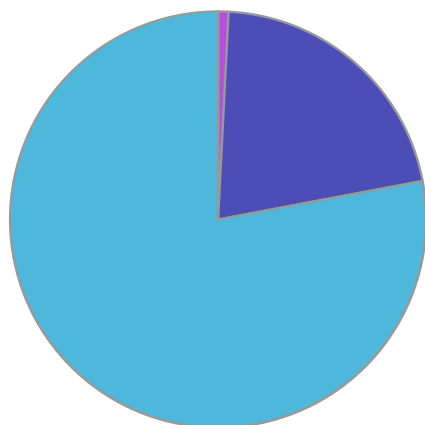
Cumulative Performance to 31/05/21

	1 Yr	2 Yrs	3 Yrs	4 Yrs	5 Yrs
Fund	-13.80	4.10	11.56	12.08	27.43
Stock Sector Average	-7.99	3.22	7.85	7.94	16.64

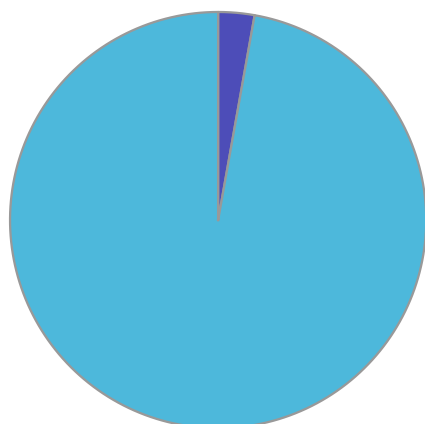
Performance Analysis - Annualised 3 years

	Growth Rate %	Volatility	Alpha	Beta	Sharpe
Fund	3.71	12.60	-0.29	1.69	0.02
Stock Sector Average	2.55	7.42	0.00	1.00	0.00

Fund Composition



	(%)
UK Gilts	96.79
Cash & Cash Equivalents	26.35
Australian Government Fixed Interest	0.98
Foreign Exchange	0.02
Alternative Investment Strategies	-0.39
Futures	-23.75



	(%)
UK	100.38
Germany	2.90
Australia	-0.07
USA	-0.14
Canada	-0.17
Eurozone	-2.90

Largest Holdings

Holdings	(%)
HM TREASURY UNITED KINGDOM DMO 1.75% GILT 07/09/37 GBP0.01	14.30
HM TREASURY UNITED KINGDOM DMO 1.75% GILT 22/07/57 GBP0.01	7.50
HM TREASURY UNITED KINGDOM DMO 1.25% GILT 22/10/41 GBP0.01 (WI)	7.30
HM TREASURY UNITED KINGDOM DMO 1.625% TRSY GILT 22/10/54 GBP0.01	6.70
HM TREASURY UNITED KINGDOM DMO 4.5% GILT 7/12/42 GBP	5.90

Holdings	(%)
HM TREASURY UNITED KINGDOM DMO 3.5% GILT 22/01/45 GBP	5.30
HM TREASURY UNITED KINGDOM DMO 3.25% GILT 22/01/44 GBP0.01	5.20
HM TREASURY UNITED KINGDOM DMO 4.25% GILT 07/12/55 GBP0.01	5.10
UK(GOVT OF) 0 5/8% 2050 0.625% 22/10/50	5.10
HM TREASURY UNITED KINGDOM DMO 3.5% GILT 22/07/68 GBP0.01	4.80

* Data supplied by fund managers regarding fixed interests funds may not specify yield type. As the provision of redemption yield is an FCA regulatory requirement Novia assumes these are used.

Important Information

Performance details and yields are as at 31/05/2021. Performance figures are inclusive of net reinvested income. Source: FE. This document is designed only for professional investors and experienced advisers. The value of investments and the income gained may fluctuate. Investors may not get back the full amount invested. Past performance is not a guide to the future.