

iShares S&P 500 UETF £

**Fund Information**

**Sector**  
Equity - USA

**Manager's Name**  
BlackRock Asset Management Ireland Ltd

**Date Manager Appointed**  
Dec 2009

**Launch Date**  
Mar 2002

**Fund Size(£m)**  
£13497.07

**Yield\*** (See page2)  
0.00 %

**XD Dates**  
Jun 17, Mar 11, Dec 10, Sep 17

**Last Distribution**  
17/06/21 (XD Date)  
30/06/21 (Pay Date)  
0.09(Distribution)

**OCF**  
0.07 %

**Morningstar Analyst Rating**  
Gold

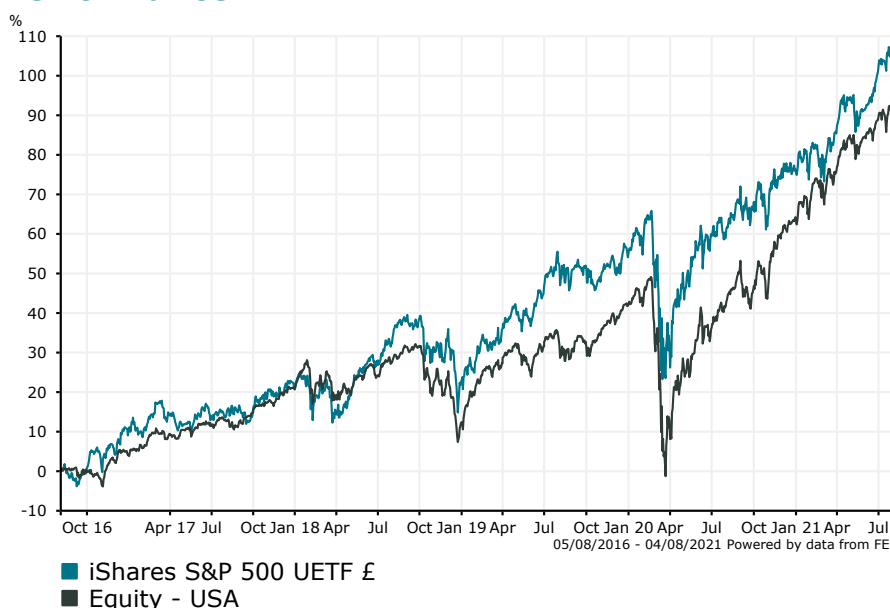
**FE Crown Rating**

**Fund Aim**

The Fund aims to achieve a return on your investment, through a combination of capital growth and income on the Fund's assets, which reflects the return of the S&P 500, the Fund's benchmark index. The Fund aims to invest so far as possible and practicable in the equity securities (e.g. shares) that make up the benchmark index. The benchmark index measures the performance of the 500 largest companies (i.e. companies with large market capitalisation) within the United States market. Companies are included in the benchmark index based on a free float market capitalisation weighted basis and S&P's size and liquidity criteria. Securities that are liquid means that they can be easily bought or sold in the market in normal market conditions. The Fund uses optimising techniques to achieve a similar return to its benchmark index.

**Sector:** Equity - USA

**Performance**



**Discrete Performance - 12 months to 31/12/20**

	2020	2019	2018	2017	2016
Fund	14.45	25.98	1.20	10.82	32.59
Stock Sector Average	15.77	26.37	-6.97	15.94	7.49

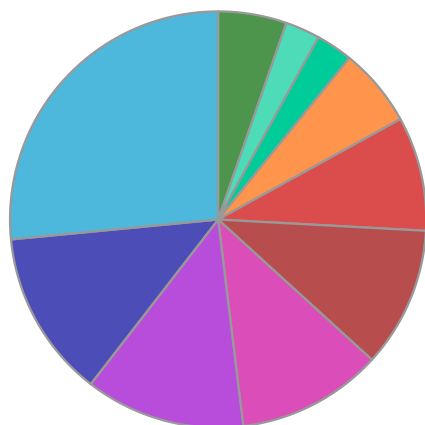
**Cumulative Performance to 31/07/21**

	1 Yr	2 Yrs	3 Yrs	4 Yrs	5 Yrs
Fund	28.45	33.79	54.23	79.62	108.66
Stock Sector Average	35.14	42.67	50.13	69.67	91.43

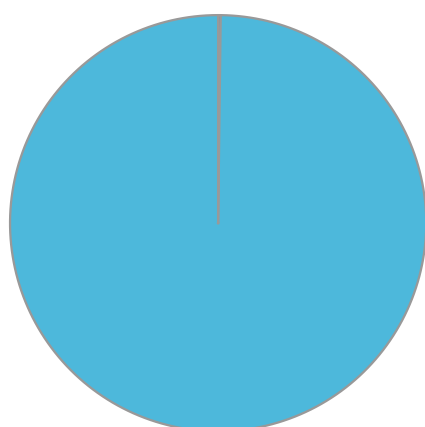
**Performance Analysis - Annualised 3 years**

	Growth Rate %	Volatility	Alpha	Beta	Sharpe
Fund	15.54	15.49	3.92	0.78	0.78
Stock Sector Average	14.50	18.23	0.00	1.00	0.60

## Fund Composition



	(%)
Information Technology	26.47
Health Care	12.96
Consumer Discretionary	12.39
Financials	11.28
Communications	10.88
Industrials	8.86
Consumer Staples	6.11
Energy	2.84
Utilities	2.69
Others	5.31



	(%)
US Equities	99.59
Money Market	0.20

## Largest Holdings

Holdings	(%)
APPLE INC	5.70
MICROSOFT CORP	5.26
AMAZON.COM INC	3.92
FACEBOOK INC	2.10
ALPHABET INC	1.83

Holdings	(%)
ALPHABET INC	1.76
TESLA INC	1.52
BERKSHIRE HATHAWAY INC	1.44
JPMORGAN CHASE & CO	1.37
JOHNSON & JOHNSON	1.28

\* Data supplied by fund managers regarding fixed interests funds may not specify yield type. As the provision of redemption yield is an FCA regulatory requirement Novia assumes these are used.

## Important Information

Performance details and yields are as at 31/07/2021. Performance figures are inclusive of net reinvested income. Source: FE. This document is designed only for professional investors and experienced advisers. The value of investments and the income gained may fluctuate. Investors may not get back the full amount invested. Past performance is not a guide to the future.