

## GS Gbl CORE Eq Pfl R CI GBP

### Fund Information

**Sector**

Equity - International

**Manager's Name**

Len Ioffe  
James Park  
Osman Ali  
Takashi Suwabe

**Date Manager Appointed**

Oct 2004

**Launch Date**

Dec 2016

**Fund Size (£m)**

£3932.51

**Yield\*** (See page2)

0.00 %

**XD Dates**

Dec 14

**Last Distribution**

14/12/20 (XD Date)  
21/12/20 (Pay Date)  
0.07(Distribution)

**OCF**

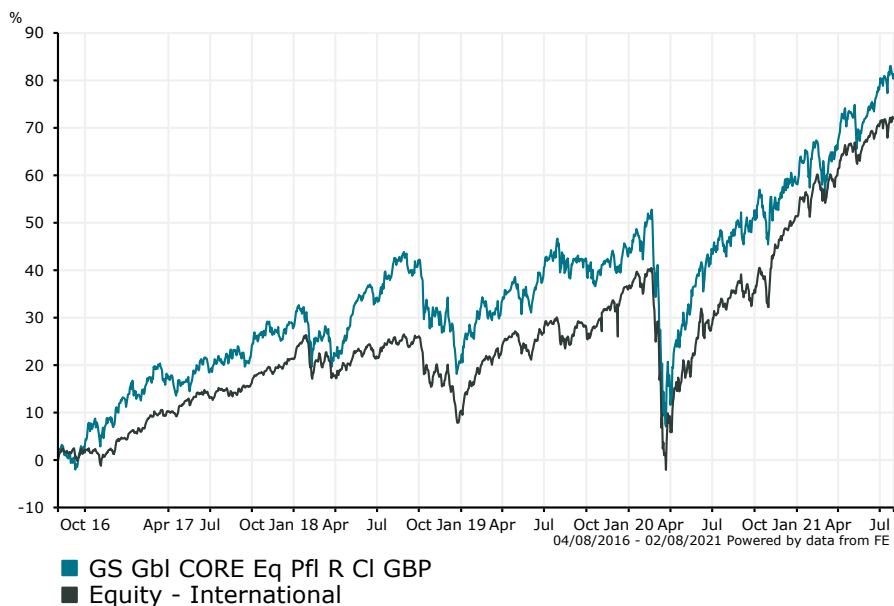
0.63 %

### Fund Aim

The Portfolio seeks to provide capital growth over the longer term. The Portfolio will mostly hold shares or similar instruments relating to companies anywhere in the world. The Portfolio utilises the CORE strategy, a multi-factor proprietary model developed by Goldman Sachs which aims to forecast returns on securities.

**Sector:** Equity - International

### Performance


**Morningstar Analyst Rating**

N/A

**FE Crown Rating**

**Discrete Performance - 12 months to 31/12/20**

	2020	2019	2018	2017	2016
Fund	10.74	18.60	-5.70	14.89	28.60
Stock Sector Average	11.40	23.18	-9.02	16.28	7.94

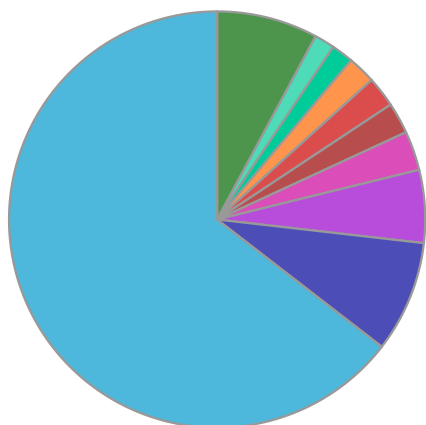
**Cumulative Performance to 31/07/21**

	1 Yr	2 Yrs	3 Yrs	4 Yrs	5 Yrs
Fund	26.25	24.34	30.35	49.86	81.41
Stock Sector Average	30.60	33.32	37.76	50.08	70.62

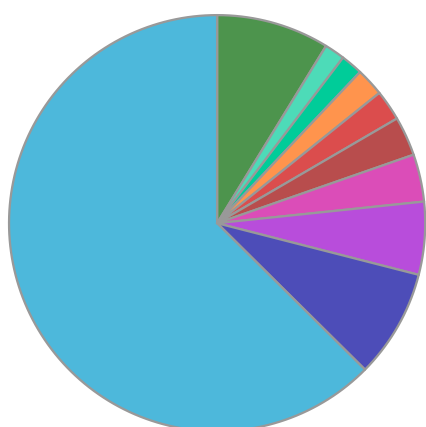
**Performance Analysis - Annualised 3 years**

	Growth Rate %	Volatility	Alpha	Beta	Sharpe
Fund	9.24	16.66	-1.51	0.98	0.34
Stock Sector Average	11.27	15.74	0.00	1.00	0.49

## Fund Composition



	(%)
US Equities	64.53
Japanese Equities	8.66
German Equities	5.65
French Equities	3.05
Swedish Equities	2.42
Money Market	2.38
Swiss Equities	2.18
Italian Equities	1.70
UK Equities	1.58
Others	7.85



	(%)
USA	62.58
Japan	8.43
Germany	5.65
Sweden	3.68
France	3.05
Money Market	2.38
Switzerland	2.18
Italy	1.70
UK	1.58
Others	8.77

## Largest Holdings

Holdings	(%)
APPLE INC	4.56
MICROSOFT CORP	3.79
ALPHABET INC	3.58
FACEBOOK INC	2.58
AMAZON.COM INC	1.76

Holdings	(%)
JOHNSON & JOHNSON	1.56
PAYPAL HLDGS INC	1.40
WALMART INC	1.21
HCA HEALTHCARE INC	1.20
ADIDAS AG	1.17

\* Data supplied by fund managers regarding fixed interests funds may not specify yield type. As the provision of redemption yield is an FCA regulatory requirement Novia assumes these are used.

## Important Information

Performance details and yields are as at 31/07/2021. Performance figures are inclusive of net reinvested income. Source: FE. This document is designed only for professional investors and experienced advisers. The value of investments and the income gained may fluctuate. Investors may not get back the full amount invested. Past performance is not a guide to the future.