

JGF-Jupiter Eurpn Gth L A Inc£

Fund Information

Sector

Equity - Europe inc UK

Manager's Name

 Mark Heslop
 Mark Nichols

Date Manager Appointed

Oct 2019

Launch Date

Jul 2008

Fund Size(£m)

£1476.07

Yield* (See page2)

0.00 %

XD Dates

Sep 30

Last Distribution

30/09/20 (XD Date)

14/10/20 (Pay Date)

0.00(Distribution)

OCF

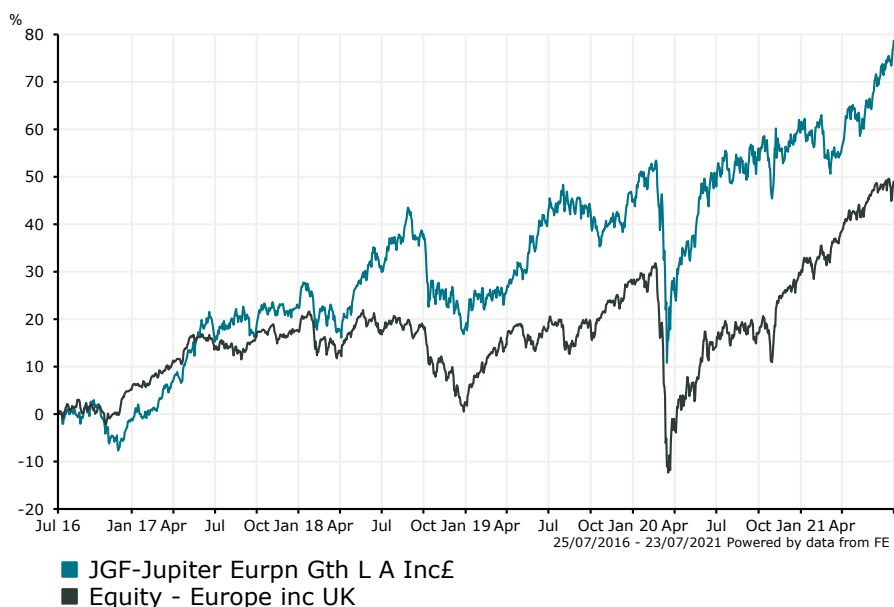
1.72 %

Fund Aim

The Fund objective is to achieve long-term capital growth by exploiting special investment opportunities in Europe.

Sector: Equity - Europe inc UK

Performance



Morningstar Analyst Rating
Neutral

FE Crown Rating
★★★★★

Discrete Performance - 12 months to 31/12/20

	2020	2019	2018	2017	2016
Fund	10.09	22.53	-3.65	23.97	4.14
Stock Sector Average	1.51	24.27	-12.82	11.78	-0.56

Cumulative Performance to 30/06/21

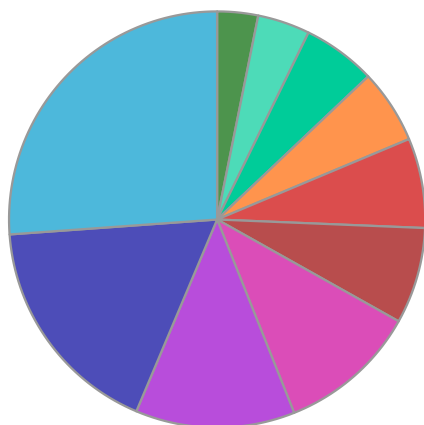
	1 Yr	2 Yrs	3 Yrs	4 Yrs	5 Yrs
Fund	14.68	21.53	30.93	47.84	83.08
Stock Sector Average	29.07	24.65	25.13	29.70	52.32

Performance Analysis - Annualised 3 years

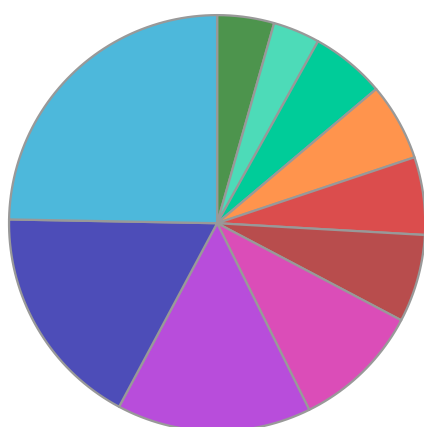
	Growth Rate %	Volatility	Alpha	Beta	Sharpe
Fund	9.40	14.09	4.35	0.64	0.42
Stock Sector Average	7.76	16.87	0.00	1.00	0.25

JGF-Jupiter Eurpn Gth L A Inc£

Fund Composition



	(%)
French Equities	26.14
Dutch Equities	17.51
UK Equities	12.38
German Equities	10.83
Swiss Equities	7.48
Spanish Equities	6.97
Danish Equities	5.75
Italian Equities	5.69
Swedish Equities	4.07
Others	3.17



	(%)
France	24.71
Netherlands	17.48
UK	15.11
Switzerland	9.98
Germany	6.82
Denmark	6.03
Italy	6.02
Spain	5.79
Sweden	3.64
Others	4.42

Largest Holdings

Holdings	(%)
RELX NV	6.71
DASSAULT SYSTEMES SA	5.86
ADIDAS AG	5.48
NOVO-NORDISK AS	4.99
EDENRED	4.67

Holdings	(%)
AMADEUS IT GROUP SA	4.07
PERNOD-RICARD	4.07
ALLFUNDS	3.10
WOLTERS-KLUWER NV	3.00
EXPERIAN PLC	2.95

* Data supplied by fund managers regarding fixed interests funds may not specify yield type. As the provision of redemption yield is an FCA regulatory requirement Novia assumes these are used.

Important Information

Performance details and yields are as at 30/06/2021. Performance figures are inclusive of net reinvested income. Source: FE. This document is designed only for professional investors and experienced advisers. The value of investments and the income gained may fluctuate. Investors may not get back the full amount invested. Past performance is not a guide to the future.