

## ASI Europe ex UK Equity I Acc

### Fund Information

**Sector**

IA Europe Excluding UK

**Manager's Name**

 Ben Ritchie  
 Kurt Cruickshank  
 Roseanna Ivory

**Date Manager Appointed**

Sep 2015

**Launch Date**

Oct 2009

**Fund Size (£m)**

£576.61

**Yield\*** (See page2)

0.40 %

**XD Dates**

Aug 03

**Last Distribution**

 03/08/20 (XD Date)  
 30/10/20 (Pay Date)  
 1.00(Distribution)

**OCF**

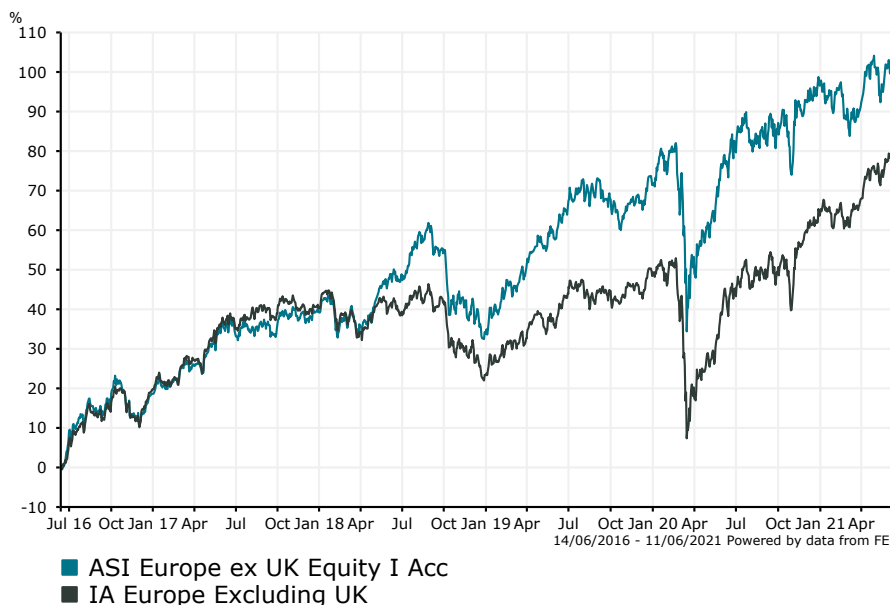
0.87 %

### Fund Aim

To generate growth over the long term (5 years or more) by investing in European equities (company shares). Performance Target: To achieve the return of the FTSE World Europe ex UK Index plus 3% per annum over three years (before charges). The Performance Target is the level of performance that the management team hopes to achieve for the fund. There is however no certainty or promise that they will achieve the Performance Target. The ACD believes this is an appropriate target for the fund based on the investment policy of the fund and the constituents of the index.

**Sector:** IA Europe Excluding UK

### Performance


**Morningstar Analyst Rating**

N/A

**FE Crown Rating**

**Discrete Performance - 12 months to 31/12/20**

|                      | 2020  | 2019  | 2018   | 2017  | 2016  |
|----------------------|-------|-------|--------|-------|-------|
| Fund                 | 14.67 | 28.04 | -3.92  | 17.44 | 19.30 |
| Stock Sector Average | 10.28 | 20.33 | -12.16 | 17.29 | 16.41 |

**Cumulative Performance to 31/05/21**

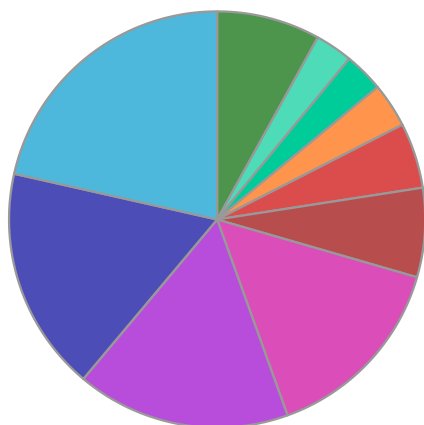
|                      | 1 Yr  | 2 Yrs | 3 Yrs | 4 Yrs | 5 Yrs |
|----------------------|-------|-------|-------|-------|-------|
| Fund                 | 13.68 | 27.49 | 36.56 | 48.42 | 97.78 |
| Stock Sector Average | 27.52 | 31.23 | 26.95 | 29.96 | 72.46 |

**Performance Analysis - Annualised 3 years**

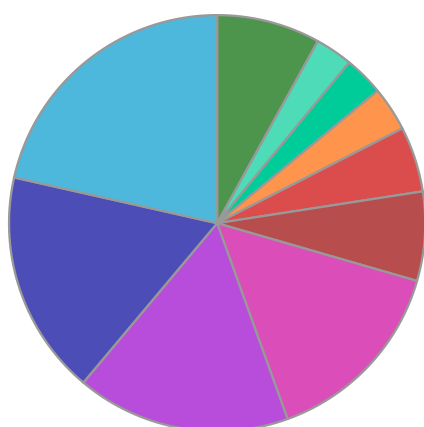
|                      | Growth Rate % | Volatility | Alpha | Beta | Sharpe |
|----------------------|---------------|------------|-------|------|--------|
| Fund                 | 10.94         | 14.75      | 3.93  | 0.82 | 0.50   |
| Stock Sector Average | 8.28          | 16.54      | 0.00  | 1.00 | 0.29   |

**ASI Europe ex UK Equity I Acc**

**Fund Composition**



|             | (%)   |
|-------------|-------|
| France      | 21.47 |
| Germany     | 17.41 |
| Switzerland | 16.61 |
| Netherlands | 15.03 |
| Denmark     | 6.92  |
| Italy       | 5.08  |
| China       | 3.45  |
| USA         | 3.07  |
| Norway      | 2.91  |
| Others      | 8.04  |



|                    | (%)   |
|--------------------|-------|
| French Equities    | 21.47 |
| German Equities    | 17.41 |
| Swiss Equities     | 16.61 |
| Dutch Equities     | 15.03 |
| Danish Equities    | 6.92  |
| Italian Equities   | 5.08  |
| Chinese Equities   | 3.45  |
| US Equities        | 3.07  |
| Norwegian Equities | 2.91  |
| Others             | 8.04  |

**Largest Holdings**

| Holdings              | (%)  |
|-----------------------|------|
| ASML HOLDING NV       | 6.90 |
| NESTLE SA             | 5.70 |
| DEUTSCHE BORSE AG     | 4.70 |
| UBISOFT ENTERTAINMENT | 4.50 |
| PERNOD-RICARD         | 4.00 |

| Holdings         | (%)  |
|------------------|------|
| NOVO-NORDISK AS  | 3.90 |
| HEINEKEN NV      | 3.90 |
| NEMETSCHEK SE    | 3.70 |
| PROSUS N.V.      | 3.70 |
| HANNOVER RUCK SE | 3.60 |

\* Data supplied by fund managers regarding fixed interests funds may not specify yield type. As the provision of redemption yield is an FCA regulatory requirement Novia assumes these are used.

**Important Information**

Performance details and yields are as at 31/05/2021. Performance figures are inclusive of net reinvested income. Source: FE. This document is designed only for professional investors and experienced advisers. The value of investments and the income gained may fluctuate. Investors may not get back the full amount invested. Past performance is not a guide to the future.