

## GSI Gbl Stnbl Val A GBP

### Fund Information

**Sector**  
Equity - Ethical

**Manager's Name**  
Garrett Quigley  
Andrew Cain  
Bernd Hanke

**Date Manager Appointed**  
Sep 2015

**Launch Date**  
Oct 2015

**Fund Size (£m)**  
N/A

**Yield\*** (See page2)  
0.00 %

**XD Dates**  
May 28, Nov 30

**Last Distribution**  
28/05/21 (XD Date)  
11/06/21 (Pay Date)  
1.17(Distribution)

**OCF**  
0.50 %

**Morningstar Analyst Rating**

N/A

**FE Crown Rating**

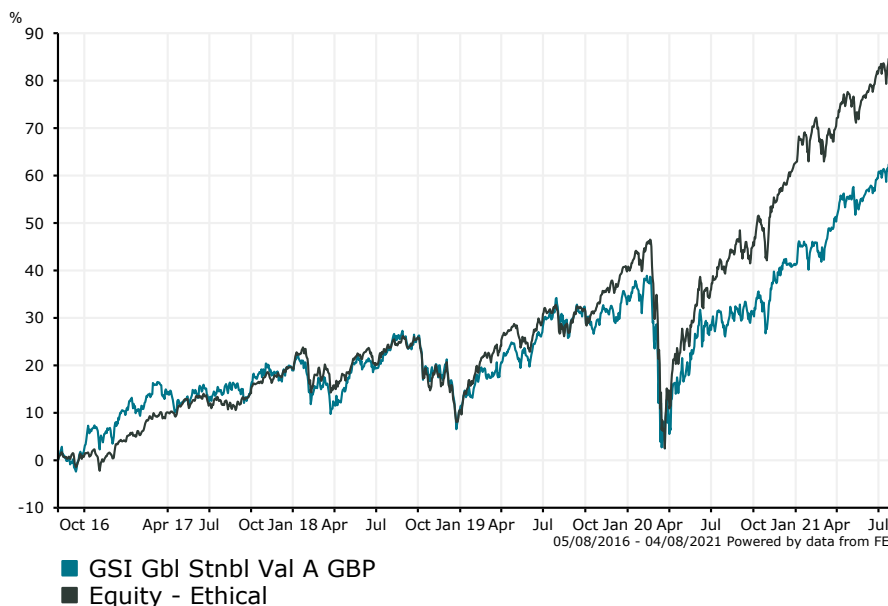


### Fund Aim

The investment objective of the Fund is to achieve long-term total return.

**Sector:** Equity - Ethical

### Performance



#### Discrete Performance - 12 months to 31/12/20

	2020	2019	2018	2017	2016
Fund	6.23	20.21	-7.09	8.60	27.82
Stock Sector Average	16.32	26.44	-7.44	14.87	7.95

#### Cumulative Performance to 31/07/21

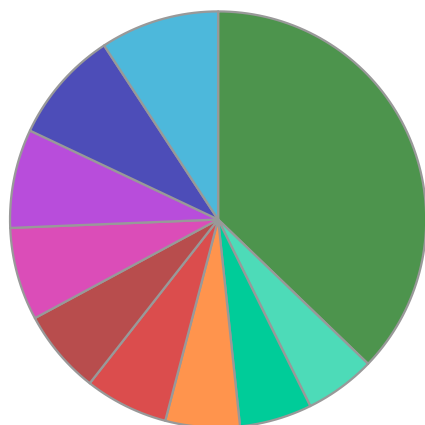
	1 Yr	2 Yrs	3 Yrs	4 Yrs	5 Yrs
Fund	27.56	20.98	30.15	41.38	62.12
Stock Sector Average	32.39	40.06	49.01	65.19	85.39

#### Performance Analysis - Annualised 3 years

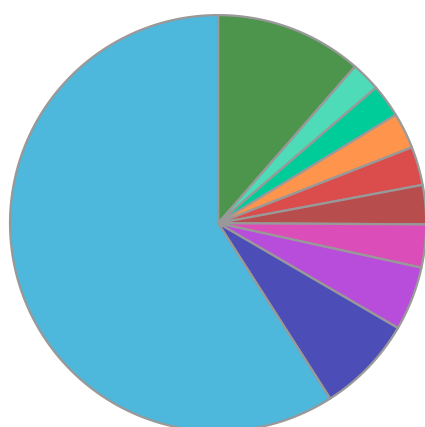
	Growth Rate %	Volatility	Alpha	Beta	Sharpe
Fund	9.18	14.70	-3.08	0.89	0.39
Stock Sector Average	14.22	15.46	0.00	1.00	0.69

**GSI Gbl Stnbl Val A GBP**

**Fund Composition**



	(%)
Banks	9.23
Internet	8.74
Conglomerates	7.67
Semi Conductors	7.21
Retail	6.56
Office Automation	6.49
Insurance	5.77
Health & Household	5.62
Media	5.50
Others	37.19



	(%)
US Equities	59.05
Japanese Equities	7.55
UK Equities	4.97
Swiss Equities	3.34
Property Shares	3.04
Canadian Equities	2.99
French Equities	2.78
German Equities	2.57
Dutch Equities	2.28
Others	11.43

**Largest Holdings**

Holdings	(%)
APPLE INC	3.81
MICROSOFT CORP	2.93
AMAZON.COM INC	1.18
HOME DEPOT INC	0.99
JPMORGAN CHASE & CO	0.83

Holdings	(%)
BANK OF AMERICA CORP	0.80
BERKSHIRE HATHAWAY INC	0.79
INTEL CORP	0.78
CISCO SYSTEMS INC	0.73
VERIZON COMMUNICATIONS INC	0.70

\* Data supplied by fund managers regarding fixed interests funds may not specify yield type. As the provision of redemption yield is an FCA regulatory requirement Novia assumes these are used.

**Important Information**

Performance details and yields are as at 31/07/2021. Performance figures are inclusive of net reinvested income. Source: FE. This document is designed only for professional investors and experienced advisers. The value of investments and the income gained may fluctuate. Investors may not get back the full amount invested. Past performance is not a guide to the future.