

GS Gbl Millen Eq Pfl R A£

Fund Information

Sector

Equity - International

Manager's Name

Alexis Deladerrière
Laura Destribats
Nathan Lin

Date Manager Appointed

Apr 2019

Launch Date

Jan 2016

Fund Size (£m)

£2679.95

Yield* (See page2)

0.00 %

XD Dates

N/A

Last Distribution

N/A (XD Date)
N/A (Pay Date)
N/A (Distribution)

OCF

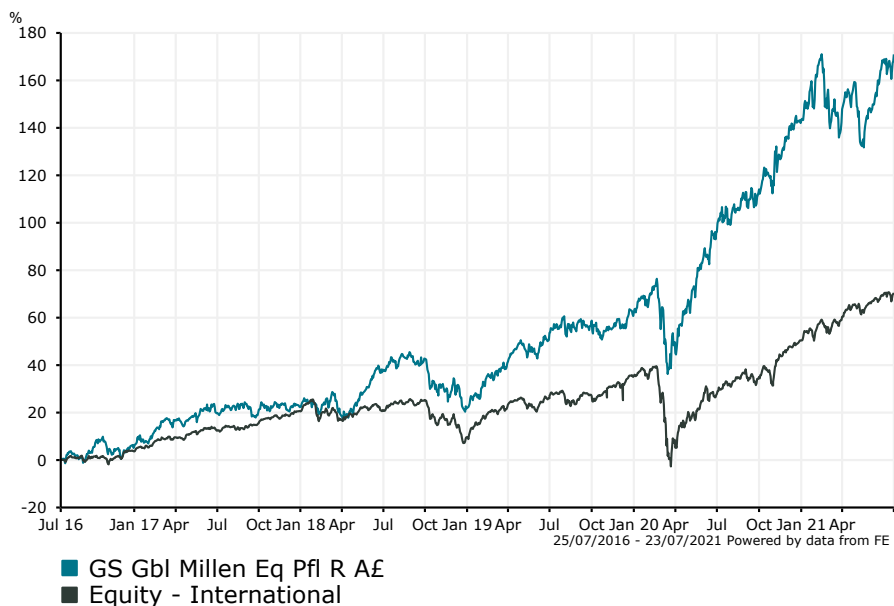
1.03 %

Fund Aim

The Portfolio seeks to provide capital growth over the longer term. The Portfolio will mostly hold shares or similar instruments relating to companies anywhere in the world, which in the view of the Investment Adviser are beneficiaries from the behaviour of the Millennials generation (defined as individuals born between 1980 and 1999).

Sector: Equity - International

Performance



Morningstar Analyst Rating

N/A

FE Crown Rating



Discrete Performance - 12 months to 31/12/20

	2020	2019	2018	2017	2016
Fund	50.61	32.01	-0.49	16.40	17.60
Stock Sector Average	11.40	23.18	-9.02	16.28	7.94

Cumulative Performance to 30/06/21

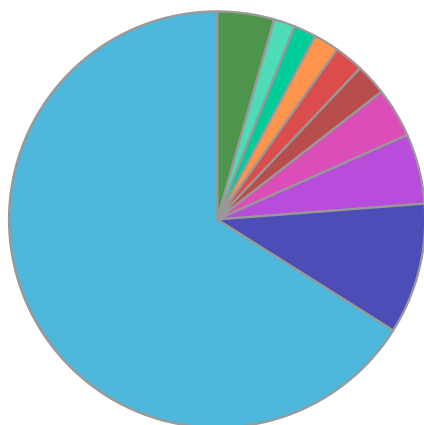
	1 Yr	2 Yrs	3 Yrs	4 Yrs	5 Yrs
Fund	36.47	77.62	93.67	123.48	187.50
Stock Sector Average	32.72	34.29	39.75	50.61	76.24

Performance Analysis - Annualised 3 years

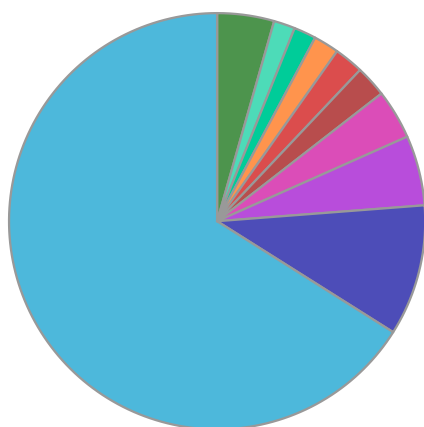
	Growth Rate %	Volatility	Alpha	Beta	Sharpe
Fund	24.65	16.64	13.90	0.84	1.27
Stock Sector Average	11.80	15.76	0.00	1.00	0.53

GS Gbl Millen Eq Pfl R A£

Fund Composition



	(%)
US Equities	66.05
Chinese Equities	10.17
Taiwanese Equities	5.44
Italian Equities	3.85
Singapore Equities	2.44
UK Equities	2.27
South Korean Equities	1.97
Money Market	1.73
Portuguese Equities	1.66
Others	4.42



	(%)
USA	66.05
China	10.17
Taiwan	5.44
Italy	3.85
Singapore	2.44
UK	2.27
Korea	1.97
Money Market	1.73
Portugal	1.66
Others	4.42

Largest Holdings

Holdings	(%)
AMAZON.COM INC	5.92
ALPHABET INC	4.94
FACEBOOK INC	4.14
MASTERCARD INC	3.13
MERCADOLIBRE INC	3.08

Holdings	(%)
NIKE INC	2.85
MEDIATEK INC	2.84
PAYPAL HLDGS INC	2.84
AMERICAN TOWER CORP	2.75
NEXTERA ENERGY INC	2.67

* Data supplied by fund managers regarding fixed interests funds may not specify yield type. As the provision of redemption yield is an FCA regulatory requirement Novia assumes these are used.

Important Information

Performance details and yields are as at 30/06/2021. Performance figures are inclusive of net reinvested income. Source: FE. This document is designed only for professional investors and experienced advisers. The value of investments and the income gained may fluctuate. Investors may not get back the full amount invested. Past performance is not a guide to the future.