

ASI AAUK Smlr Cos I Acc

Fund Information

Sector

IA UK Smaller Companies

Manager's Name

 Harry Nimmo
 Abby Glennie

Date Manager Appointed

Jul 2018

Launch Date

Oct 2012

Fund Size(£m)

£115.46

Yield* (See page2)

0.20 %

XD Dates

Feb 01, Aug 03

Last Distribution

01/02/21 (XD Date)

30/04/21 (Pay Date)

0.33(Distribution)

OCF

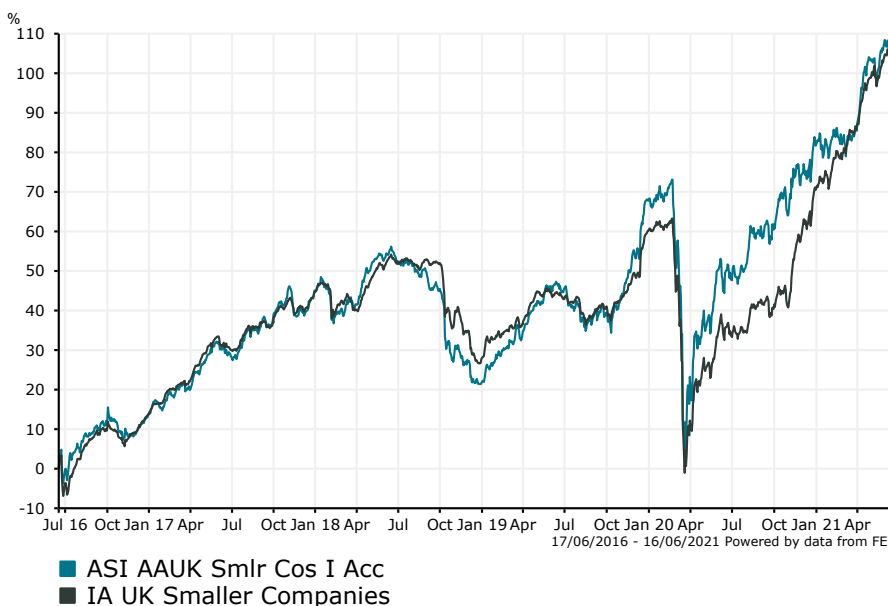
0.85 %

Fund Aim

To generate growth over the long term (5 years or more) by investing in UK smaller capitalisation equities (company shares). Performance Target: To achieve the return of the Numis Smaller Companies Plus AIM excluding Investment Companies Index, plus 3% per annum over three years (before charges). The Performance Target is the level of performance that the management team hopes to achieve for the fund. There is however no certainty or promise that they will achieve the Performance Target. The ACD believes this is an appropriate target for the fund based on the investment policy of the fund and the constituents of the index.

Sector: IA UK Smaller Companies

Performance


Morningstar Analyst Rating

N/A

FE Crown Rating

Discrete Performance - 12 months to 31/12/20

	2020	2019	2018	2017	2016
Fund	8.32	37.86	-16.12	27.76	7.17
Stock Sector Average	6.48	25.34	-11.70	27.18	8.05

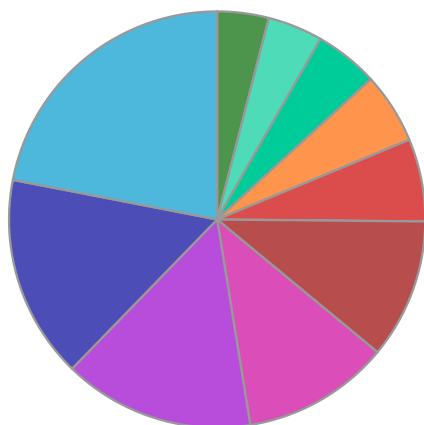
Cumulative Performance to 31/05/21

	1 Yr	2 Yrs	3 Yrs	4 Yrs	5 Yrs
Fund	37.86	41.51	35.16	56.94	99.88
Stock Sector Average	52.66	40.76	34.88	52.51	94.54

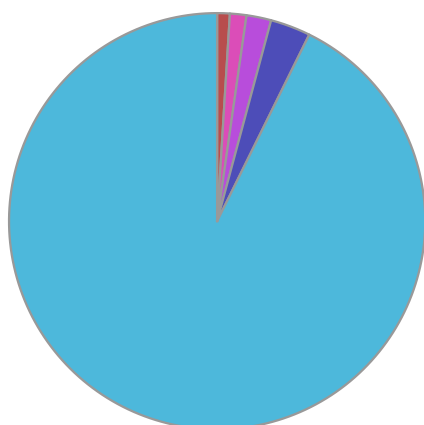
Performance Analysis - Annualised 3 years

	Growth Rate %	Volatility	Alpha	Beta	Sharpe
Fund	10.57	20.80	1.14	0.89	0.34
Stock Sector Average	10.49	21.87	0.00	1.00	0.32

Fund Composition



	(%)
Industrials	21.95
Communications	15.77
Information Technology	14.83
Others	11.45
Consumer Discretionary	10.85
Financials	6.41
Consumer Staples	5.51
Materials	4.95
Health Care	4.28
Others	4.00



	(%)
UK	92.70
Singapore	3.12
Not Specified	1.92
Germany	1.28
Luxembourg	0.98
Eurozone	0.00

Largest Holdings

Holdings	(%)
FUTURE PLC	4.30
KAINOS GROUP PLC	3.90
GAMMA COMMUNICATIONS PLC	3.80
DISCOVERIE GROUP PLC	3.20
XP POWER LTD	3.20

Holdings	(%)
GB GROUP	3.10
HILTON FOOD GROUP PLC	3.10
MORGAN SINDALL GROUP PLC	3.00
GAMES WORKSHOP GROUP	2.90
BYTES TECHNOLOGY GROUP PLC	2.70

* Data supplied by fund managers regarding fixed interests funds may not specify yield type. As the provision of redemption yield is an FCA regulatory requirement Novia assumes these are used.

Important Information

Performance details and yields are as at 31/05/2021. Performance figures are inclusive of net reinvested income. Source: FE. This document is designed only for professional investors and experienced advisers. The value of investments and the income gained may fluctuate. Investors may not get back the full amount invested. Past performance is not a guide to the future.