

JPM IncOpp C Dis NAV£

Fund Information

Sector

Absolute Return

Manager's Name

 William Eigen
 Jeffrey Wheeler

Date Manager Appointed

Jul 2007

Launch Date

Feb 2009

Fund Size(£m)

£1754.44

Yield* (See page2)

0.00 %

XD Dates

Mar 09

Last Distribution

09/03/21 (XD Date)

23/03/21 (Pay Date)

1.35(Distribution)

OCF

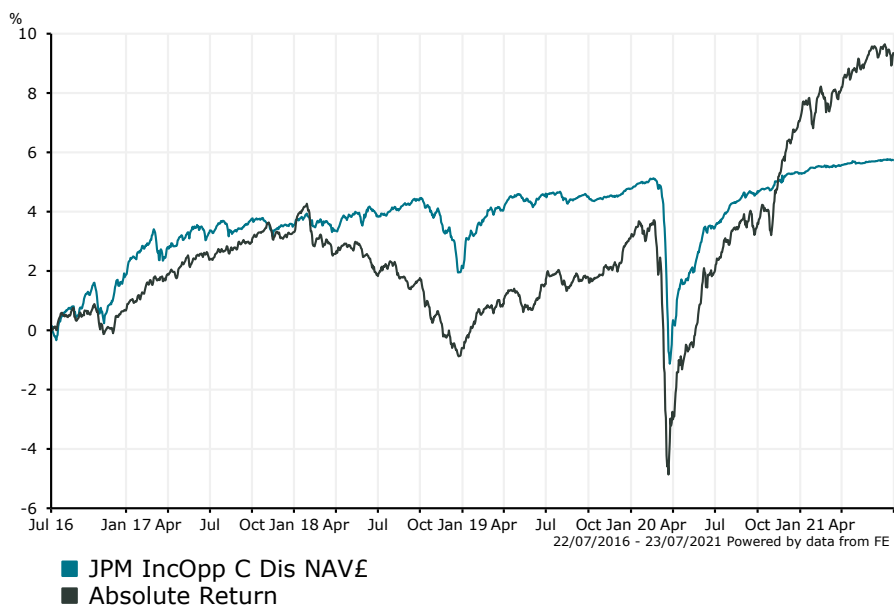
0.70 %

Fund Aim

The Sub-Fund aims to achieve a return in excess of the benchmark by exploiting investment opportunities in, amongst others, the debt and currency markets, using financial derivative instruments where appropriate.

Sector: Absolute Return

Performance



Morningstar Analyst Rating
N/A

FE Crown Rating


Discrete Performance - 12 months to 31/12/20

	2020	2019	2018	2017	2016
Fund	0.50	2.54	-1.31	1.66	7.24
Stock Sector Average	3.83	3.72	-3.78	2.62	0.66

Cumulative Performance to 30/06/21

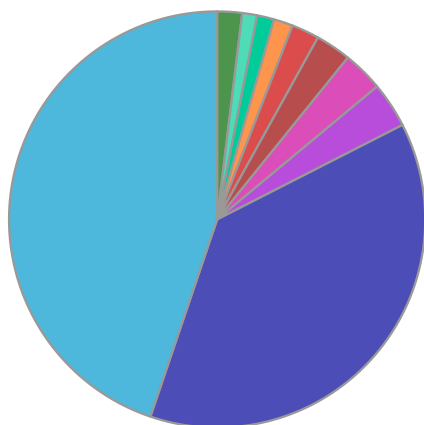
	1 Yr	2 Yrs	3 Yrs	4 Yrs	5 Yrs
Fund	2.23	1.16	1.80	2.37	7.27
Stock Sector Average	7.38	7.80	7.47	6.94	10.41

Performance Analysis - Annualised 3 years

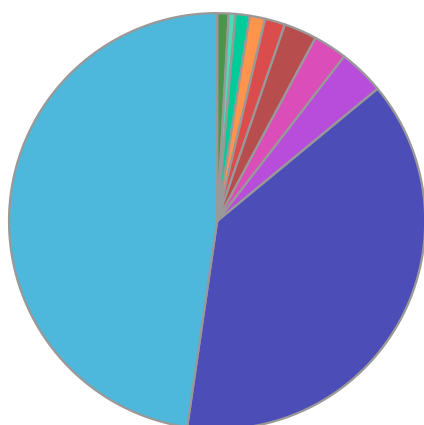
	Growth Rate %	Volatility	Alpha	Beta	Sharpe
Fund	0.60	3.14	-1.08	0.70	0.00
Stock Sector Average	2.43	3.95	0.00	1.00	0.00

JPM IncOpp C Dis NAV£

Fund Composition



	(%)
Money Market	44.80
US Fixed Interest	37.70
UK Fixed Interest	3.53
Dutch Fixed Interest	3.15
German Fixed Interest	2.76
Canadian Fixed Interest	2.15
Japanese Fixed Interest	1.49
GCC Fixed Interest	1.32
Swedish Fixed Interest	1.16
Others	1.93



	(%)
Money Market	47.70
USA	38.28
Canada	3.56
Netherlands	2.62
France	2.56
Japan	1.57
UK	1.20
Australia	1.10
Switzerland	0.52
Others	0.89

Largest Holdings

Holdings	(%)
BNP PARIBAS SA 0.000% 01/06/21	4.30
CHINA CONSTRUCTION BANK 0.000% 01/06/21	4.30
ICBC 0.000% 01/06/21	4.30
LANDESBANK HESSEN-THUERINGEN GIROZENTRALE 0.040% 28/06/21	4.30
COOPERATIEVE RABOBANK 0.000% 01/06/21	4.20

Holdings	(%)
OCBC 0.200% 27/09/21	4.10
SUMITOMO MITSUI BANKING 0.290% 02/07/21	3.80
BARCLAYS 0.000% 01/06/21	2.70
VICTORY RECEIVABLES 0.000% 25/08/21	2.70
LMA 0.000% 02/08/21	2.70

* Data supplied by fund managers regarding fixed interests funds may not specify yield type. As the provision of redemption yield is an FCA regulatory requirement Novia assumes these are used.

Important Information

Performance details and yields are as at 30/06/2021. Performance figures are inclusive of net reinvested income. Source: FE. This document is designed only for professional investors and experienced advisers. The value of investments and the income gained may fluctuate. Investors may not get back the full amount invested. Past performance is not a guide to the future.