

iShares GblGvtBdUCITETF £
Fund Information
Sector

Fixed Int - Global

Manager's Name

BlackRock Asset Management Ireland Ltd

Date Manager Appointed

Dec 2009

Launch Date

Mar 2009

Fund Size(£m)

£2160.21

Yield* (See page2)

0.00 %

XD Dates

Jul 15, Jan 14

Last Distribution

15/07/21 (XD Date)

28/07/21 (Pay Date)

0.23(Distribution)

OCF

0.20 %

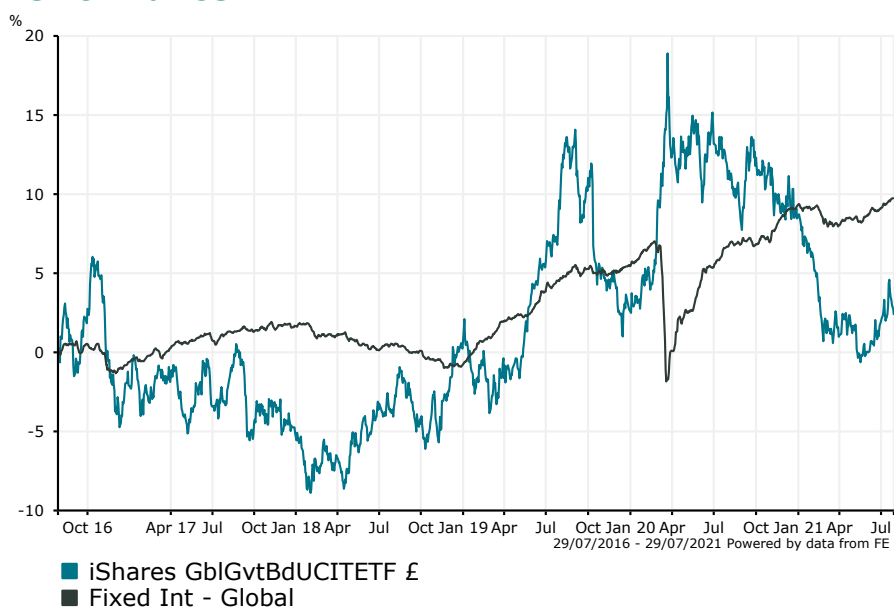
Morningstar Analyst Rating

Bronze

FE Crown Rating
Fund Aim

The Share Class is a share class of a Fund which aims to achieve a return on your investment, through a combination of capital growth and income on the Fund's assets, which reflects the return of the FTSE Group-of-Seven (G7) Government Bond Index, the Fund's benchmark index (Index). The Share Class, via the Fund, aims to invest so far as possible and practicable in the fixed income (FI) securities (such as bonds) that make up the Index and comply with its credit rating requirements. If the credit ratings of the FI securities are downgraded, the Fund may continue to hold them until they cease to form part of the Index and it is practicable to sell them. The Index measures the performance of bonds issued or guaranteed by governments in the G7 countries. These bonds will have at least one year remaining until maturity (i.e. the time until which they become due for repayment). The bonds will, at the time of inclusion in the Index, be investment grade (i.e. meet a specified level of creditworthiness). These may include the strategic selection of certain securities that make up the Index or other FI securities which provide similar performance to certain constituent securities.

Sector: Fixed Int - Global

Performance

Discrete Performance - 12 months to 31/12/20

	2020	2019	2018	2017	2016
Fund	5.59	2.47	5.65	-3.11	21.95
Stock Sector Average	3.65	6.32	-2.42	2.27	3.04

Cumulative Performance to 30/06/21

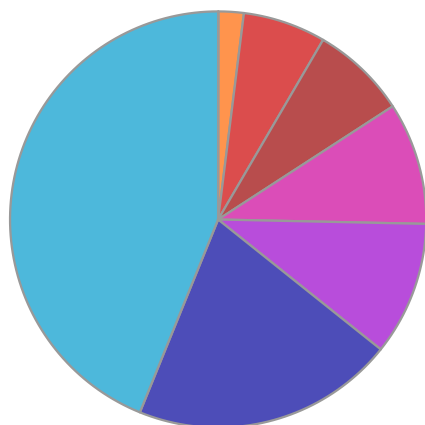
	1 Yr	2 Yrs	3 Yrs	4 Yrs	5 Yrs
Fund	-10.83	-3.35	5.68	5.43	2.84
Stock Sector Average	3.55	5.07	8.95	8.25	10.06

Performance Analysis - Annualised 3 years

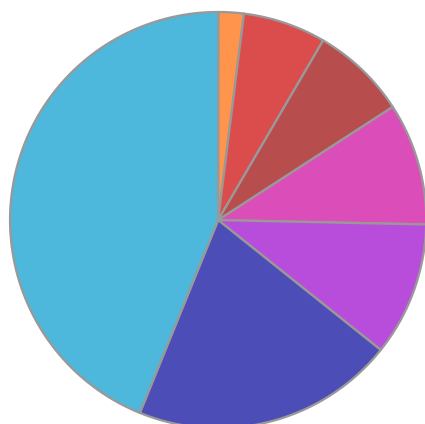
	Growth Rate %	Volatility	Alpha	Beta	Sharpe
Fund	1.86	8.51	2.95	-0.24	0.00
Stock Sector Average	2.90	4.37	0.00	1.00	0.00

iShares **GblGvtBdUCITETF £**

Fund Composition



	(%)
US Fixed Interest	43.82
Japanese Fixed Interest	20.39
French Fixed Interest	10.38
Italian Fixed Interest	9.48
German Fixed Interest	7.42
UK Fixed Interest	6.43
Canadian Fixed Interest	1.95
Money Market	0.03



	(%)
USA	43.82
Japan	20.39
France	10.38
Italy	9.48
Germany	7.42
UK	6.43
Canada	1.95
Money Market	0.03

Largest Holdings

Holdings	(%)
UNITED STATES OF AMER TREAS NOTES 1.125% TNT 15/02/31 USD100	0.58
UNITED STATES OF AMER TREAS NOTES 0% NTS 15/08/30 USD100	0.47
UNITED STATES OF AMER TREAS NOTES 0.75% TNT 15/11/30 USD100	0.47
UNITED STATES OF AMER TREAS BILLS 2.875% TB 30/09/23 USD100	0.46
UNITED STATES OF AMER TREAS NOTES 1.25% TNT 31/03/28 USD100	0.42

Holdings	(%)
FRANCE(GOVT OF) 2.75% BDS 25/10/27 EUR1000	0.39
UNITED STATES OF AMER TREAS NOTES 2.5% TB 15/05/24 USD100	0.38
UNITED STATES OF AMER TREAS NOTES 2.25% BDS 15/11/25 USD100	0.38
FRANCE(GOVT OF) 3.5% BDS 25/04/26 EUR1	0.37
UNITED STATES OF AMER TREAS NOTES 0.125% TNT 31/03/23 USD100	0.37

* Data supplied by fund managers regarding fixed interests funds may not specify yield type. As the provision of redemption yield is an FCA regulatory requirement Novia assumes these are used.

Important Information

Performance details and yields are as at 30/06/2021. Performance figures are inclusive of net reinvested income. Source: FE. This document is designed only for professional investors and experienced advisers. The value of investments and the income gained may fluctuate. Investors may not get back the full amount invested. Past performance is not a guide to the future.