

JPM Africa Eq C Dis NAV GBP

Fund Information

Sector

Equity - Africa

Manager's Name

Pandora Omaset

Oleg Biryulyov

Date Manager Appointed

Jun 2015

Launch Date

Sep 2012

Fund Size (£m)

£137.06

Yield* (See page2)

0.00 %

XD Dates

Sep 10

Last Distribution

10/09/20 (XD Date)

24/09/20 (Pay Date)

1.02(Distribution)

OCF

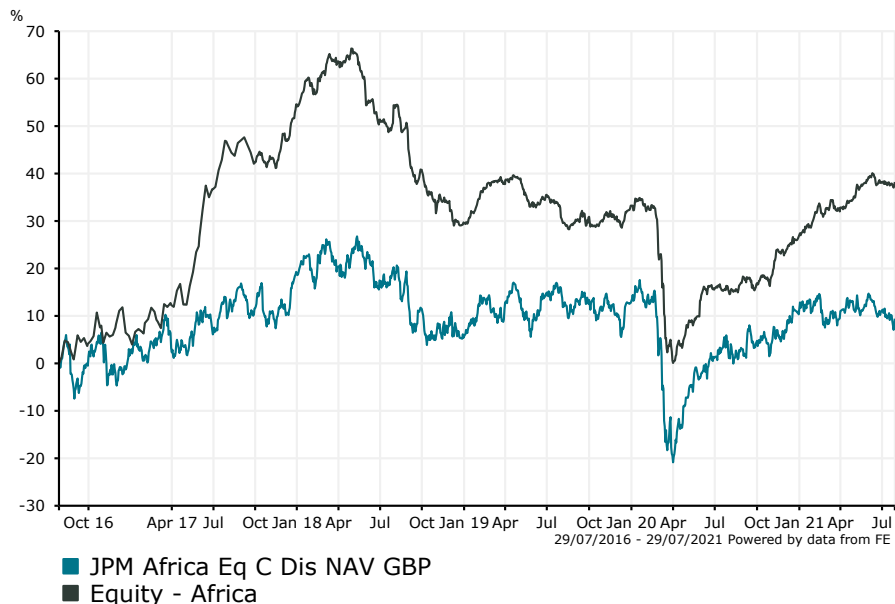
0.96 %

Fund Aim

To provide long-term capital growth by investing primarily in a portfolio of African companies.

Sector: Equity - Africa

Performance



Discrete Performance - 12 months to 31/12/20

	2020	2019	2018	2017	2016
Fund	-2.15	6.98	-11.63	17.38	24.03
Stock Sector Average	-4.89	2.74	-16.10	46.09	-3.23

Cumulative Performance to 30/06/21

	1 Yr	2 Yrs	3 Yrs	4 Yrs	5 Yrs
Fund	9.69	-3.25	-5.54	4.58	18.51
Stock Sector Average	19.62	1.99	-8.70	1.11	34.39

Performance Analysis - Annualised 3 years

	Growth Rate %	Volatility	Alpha	Beta	Sharpe
Fund	-1.88	19.04	2.03	1.13	-0.01
Stock Sector Average	-2.99	15.24	0.00	1.00	-0.01

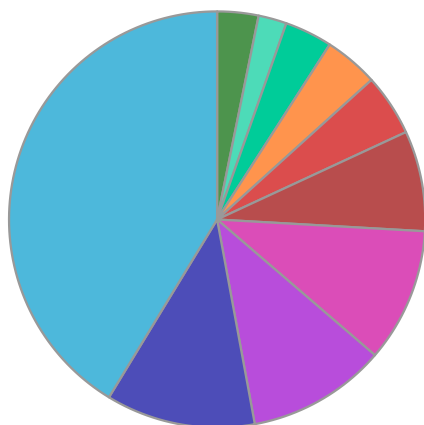
Morningstar Analyst Rating

N/A

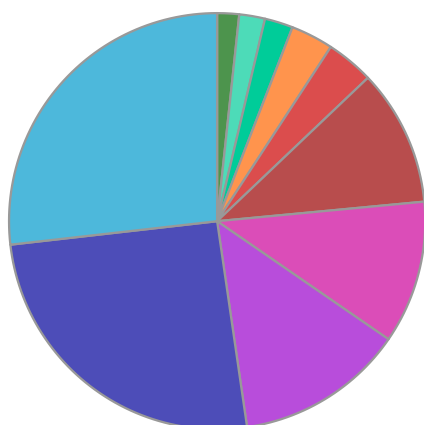
FE Crown Rating


JPM Africa Eq C Dis NAV GBP

Fund Composition



	(%)
South Africa	41.30
Morocco	11.60
Nigeria	10.80
Kenya	10.40
Egypt	7.80
Ivory Coast	4.80
Africa	4.20
Money Market	3.70
Ghana	2.20
Others	3.20



	(%)
Materials	26.80
Financials	25.50
Communications	13.10
Consumer Discretionary	11.10
Consumer Staples	10.60
Money Market	3.70
Utilities	3.30
Energy	2.20
Industrials	2.00
Others	1.70

Largest Holdings

Holdings	(%)
NASPERS	8.00
SAFARICOM LTD	6.10
COMMERCIAL INTERNATIONAL BANK	5.00
ENDEAVOUR MINING CORP	4.80
B2GOLD CORP	4.20

Holdings	(%)
ATTIJARIWAFI BANK	4.10
GUARANTY TRUST BANK NGN0.50	3.70
FIRSTRAND	3.30
SCATEC ASA	3.30
MAROC TELECOM	3.30

* Data supplied by fund managers regarding fixed interests funds may not specify yield type. As the provision of redemption yield is an FCA regulatory requirement Novia assumes these are used.

Important Information

Performance details and yields are as at 30/06/2021. Performance figures are inclusive of net reinvested income. Source: FE. This document is designed only for professional investors and experienced advisers. The value of investments and the income gained may fluctuate. Investors may not get back the full amount invested. Past performance is not a guide to the future.