

GS EurCOREEqPf R GBP

Fund Information

Sector

Equity - Europe inc UK

Manager's Name

 Len Ioffe
 James Park
 Osman Ali
 Takashi Suwabe

Date Manager Appointed

Jan 2007

Launch Date

Dec 2012

Fund Size (£m)

£1799.83

Yield* (See page2)

0.00 %

XD Dates

Dec 14

Last Distribution

 14/12/20 (XD Date)
 14/12/20 (Pay Date)
 0.28(Distribution)

OCF

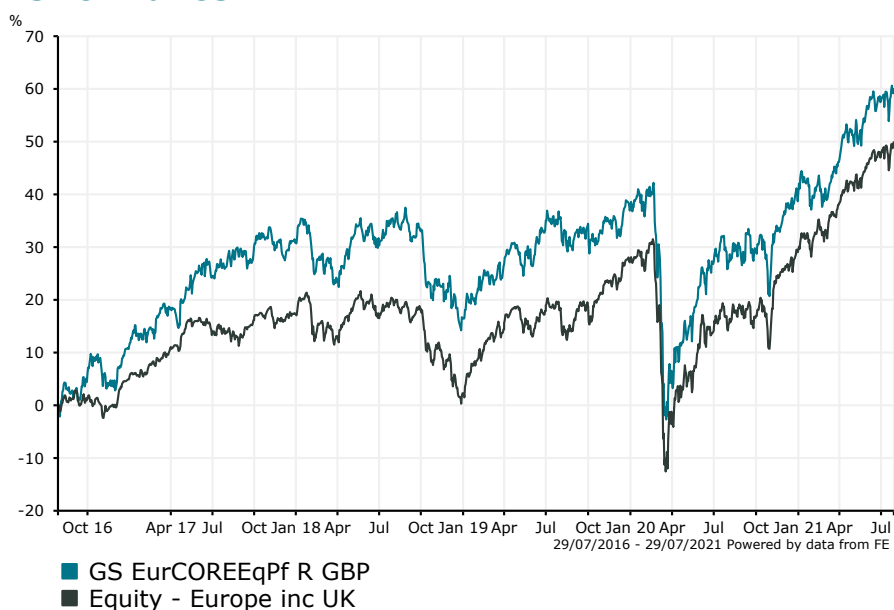
0.64 %

Fund Aim

The Portfolio seeks to provide capital growth over the longer term. The Portfolio will mostly hold shares or similar instruments relating to European companies. Such companies are either based in or earn most of their profits or revenues from Europe. The Portfolio may also invest in companies which are based anywhere in the world. The Portfolio utilises the CORE strategy, a multi-factor proprietary model developed by Goldman Sachs which aims to forecast returns on securities.

Sector: Equity - Europe inc UK

Performance



Morningstar Analyst Rating

N/A

FE Crown Rating

👑👑👑👑👑

Discrete Performance - 12 months to 31/12/20

	2020	2019	2018	2017	2016
Fund	1.29	17.33	-10.81	18.24	23.86
Stock Sector Average	1.51	24.27	-12.82	11.78	-0.56

Cumulative Performance to 30/06/21

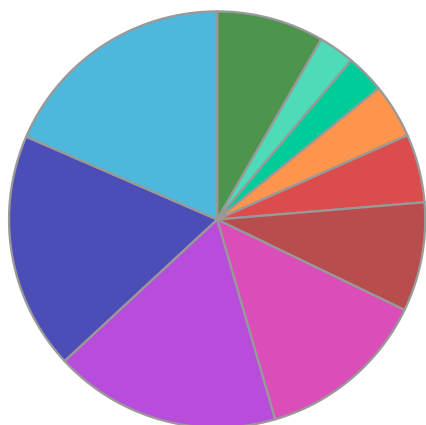
	1 Yr	2 Yrs	3 Yrs	4 Yrs	5 Yrs
Fund	24.22	18.24	19.57	26.81	67.62
Stock Sector Average	29.07	24.65	25.13	29.70	52.32

Performance Analysis - Annualised 3 years

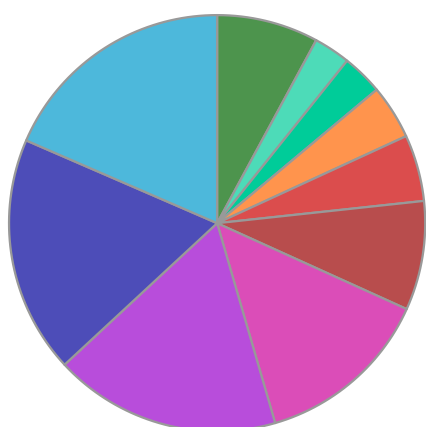
	Growth Rate %	Volatility	Alpha	Beta	Sharpe
Fund	6.14	16.73	-1.17	0.96	0.16
Stock Sector Average	7.76	16.87	0.00	1.00	0.25

GS EurCOREEqPf R GBP

Fund Composition



	(%)
UK Equities	18.49
German Equities	18.41
French Equities	17.60
Swiss Equities	13.35
Dutch Equities	8.48
Swedish Equities	5.31
Spanish Equities	4.22
Danish Equities	3.01
Norwegian Equities	2.80
Others	8.34



	(%)
UK	18.49
Germany	18.41
France	17.60
Switzerland	13.73
Netherlands	8.48
Sweden	5.16
Spain	4.22
Denmark	3.17
Norway	2.84
Others	7.90

Largest Holdings

Holdings	(%)
ASML HOLDING NV	4.26
DEUTSCHE POST AG	2.17
SAP SE	2.06
ADIDAS AG	1.90
ANGLO AMERICAN	1.82

Holdings	(%)
UBS AG	1.75
RIO TINTO	1.70
KONINKLIJKE AHOLD DELHAIZE NV	1.66
SCHNEIDER ELECTRIC SE	1.66
IBERDROLA SA	1.62

* Data supplied by fund managers regarding fixed interests funds may not specify yield type. As the provision of redemption yield is an FCA regulatory requirement Novia assumes these are used.

Important Information

Performance details and yields are as at 30/06/2021. Performance figures are inclusive of net reinvested income. Source: FE. This document is designed only for professional investors and experienced advisers. The value of investments and the income gained may fluctuate. Investors may not get back the full amount invested. Past performance is not a guide to the future.