

GS GblHiYldPfl R H D £

Fund Information

Sector

Fixed Int - Global High Yield

Manager's Name

Robert Magnuson

Date Manager Appointed

Jan 2014

Launch Date

Dec 2012

Fund Size (£m)

£3218.14

Yield* (See page2)

0.00 %

XD Dates

Dec 14

Last Distribution

14/12/20 (XD Date)

14/12/20 (Pay Date)

0.44(Distribution)

OCF

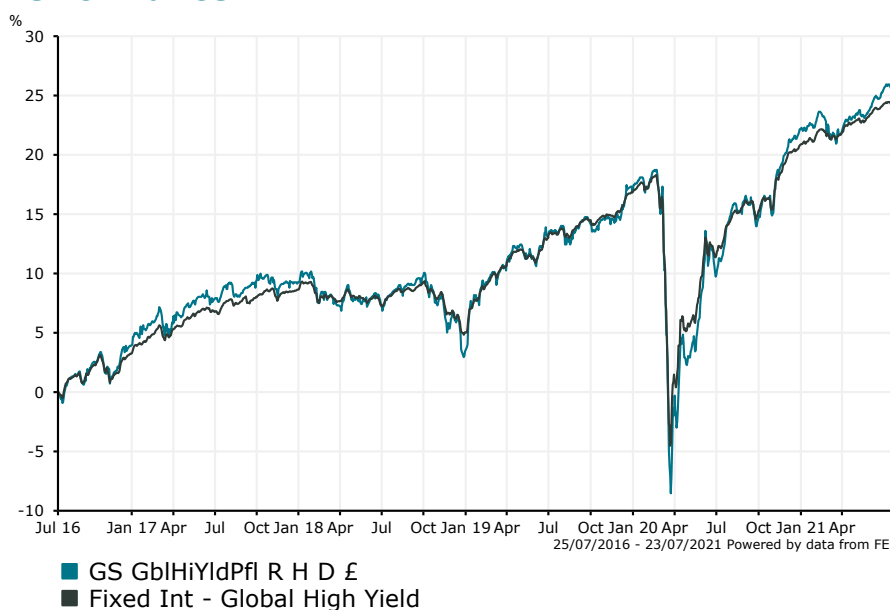
0.74 %

Fund Aim

The Portfolio seeks to provide income and capital growth over the longer term. The Portfolio will mostly invest in below investment grade fixed income securities of North American and European companies. Such companies are either based in or earn most of their profits or revenues from North America and/or Europe. The Portfolio may also invest in below investment grade fixed income securities of companies which are based anywhere in the world.

Sector: Fixed Int - Global High Yield

Performance


Morningstar Analyst Rating

N/A

FE Crown Rating

Discrete Performance - 12 months to 31/12/20

	2020	2019	2018	2017	2016
Fund	4.57	12.93	-5.33	5.15	13.30
Stock Sector Average	3.42	11.23	-3.30	5.21	11.43

Cumulative Performance to 30/06/21

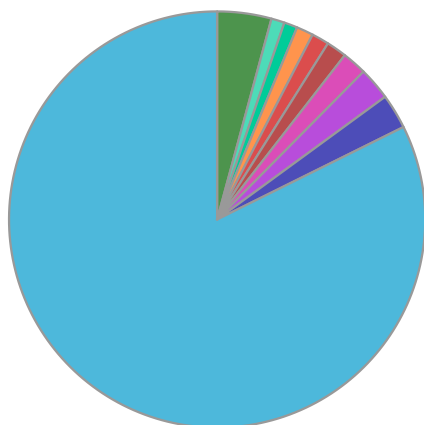
	1 Yr	2 Yrs	3 Yrs	4 Yrs	5 Yrs
Fund	14.27	10.80	16.85	16.30	29.64
Stock Sector Average	11.53	9.90	15.71	16.35	27.30

Performance Analysis - Annualised 3 years

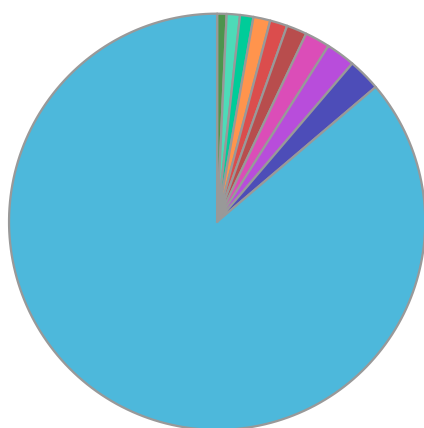
	Growth Rate %	Volatility	Alpha	Beta	Sharpe
Fund	5.33	11.46	-0.89	1.28	0.16
Stock Sector Average	4.99	8.85	0.00	1.00	0.17

GS GbIHidPfl R H D £

Fund Composition



	(%)
US Corporate Fixed Interest	82.34
UK Corporate Fixed Interest	2.71
Canadian Corporate Fixed Interest	2.54
Irish Equities	1.90
French Corporate Fixed Interest	1.58
German Corporate Fixed Interest	1.35
Money Market	1.31
Luxembourg Corporate Fixed Interest	1.04
Dutch Corporate Fixed Interest	1.03
Others	4.21



	(%)
USA	86.22
Canada	2.54
UK	2.27
Ireland	1.94
France	1.58
Germany	1.35
Money Market	1.31
Luxembourg	1.04
Netherlands	1.03
Others	0.73

Largest Holdings

Holdings	(%)
ISHARES II PLC-ISHRES MARKIT	1.90
CSC HLDG LLC 4.625% BDS 01/12/30 USD200000REG S	0.92
OCCIDENTAL PETROLEUM CORP 4.4% BDS 15/04/46 USD2000	0.71
BAUSCH HEALTH AMERICAS I 9.25% 01 APR 2026-22 144A	0.65
TRANSDIGM INC 5.5% BDS 15/11/27 USD2000	0.53

Holdings	(%)
KRAFT HEINZ CO(THE) 3% BDS 01/06/26 USD2000	0.52
TRANSOCEAN INC(NEW) 11.5% BDS 30/01/27 USD1000144A	0.49
OCCIDENTAL PETROLEUM CORP 8% SRN 15/07/25 USD1000	0.47
W. R. GRACE & CO.-CONN. 5.625% 01 OCT 2024 144A	0.46
DELTA AIR LINES INC 7.375% BDS 15/01/26 USD2000	0.44

* Data supplied by fund managers regarding fixed interests funds may not specify yield type. As the provision of redemption yield is an FCA regulatory requirement Novia assumes these are used.

Important Information

Performance details and yields are as at 30/06/2021. Performance figures are inclusive of net reinvested income. Source: FE. This document is designed only for professional investors and experienced advisers. The value of investments and the income gained may fluctuate. Investors may not get back the full amount invested. Past performance is not a guide to the future.