

GS Jpn Eq Prtfl R Sn GBP

Fund Information

Sector
Equity - Japan

Manager's Name
Ichiro Kosuge

Date Manager Appointed
Feb 2014

Launch Date
Dec 2012

Fund Size(£m)
£150317.78

Yield* (See page2)
0.00 %

XD Dates
Dec 14

Last Distribution
14/12/20 (XD Date)
14/12/20 (Pay Date)
0.15(Distribution)

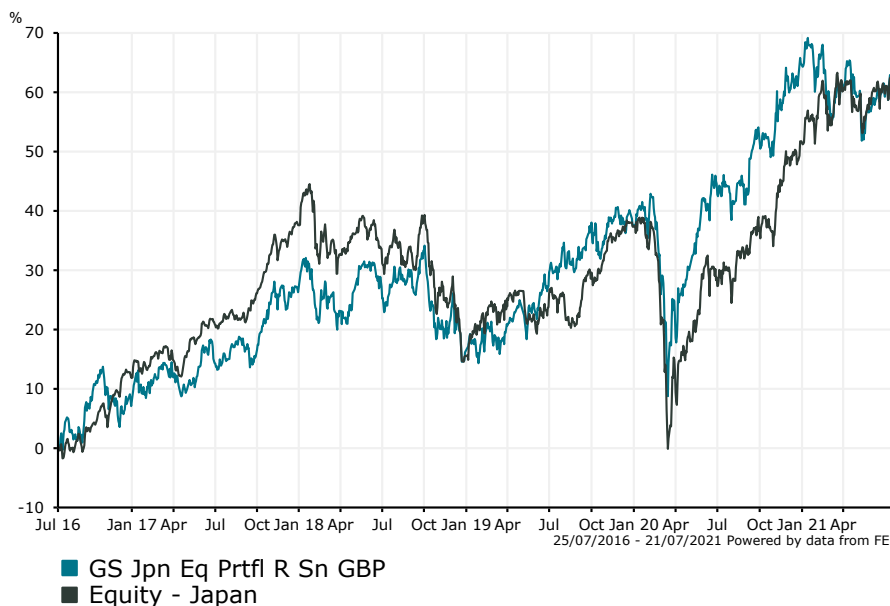
OCF
0.82 %

Fund Aim

The Portfolio seeks to provide capital growth over the longer term. The Portfolio will mostly hold shares or similar instruments relating to Japanese companies. Such companies are either based in or earn most of their profits or revenues from Japan. The Portfolio may also invest in companies which are based anywhere in the world. The Portfolio will typically invest in 60-120 companies.

Sector: Equity - Japan

Performance



Morningstar Analyst Rating

N/A

FE Crown Rating



Discrete Performance - 12 months to 31/12/20

	2020	2019	2018	2017	2016
Fund	19.87	18.42	-8.02	17.93	18.90
Stock Sector Average	10.51	18.84	-16.03	22.97	4.48

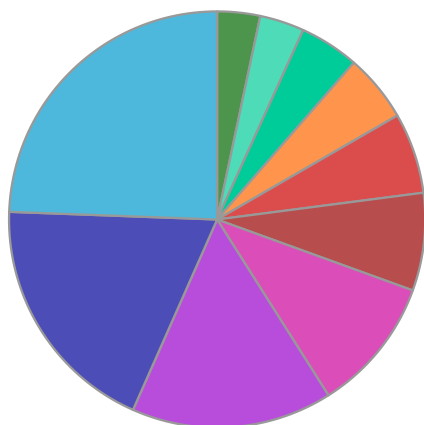
Cumulative Performance to 30/06/21

	1 Yr	2 Yrs	3 Yrs	4 Yrs	5 Yrs
Fund	10.73	25.71	25.81	40.02	66.00
Stock Sector Average	24.55	29.62	20.04	32.61	67.77

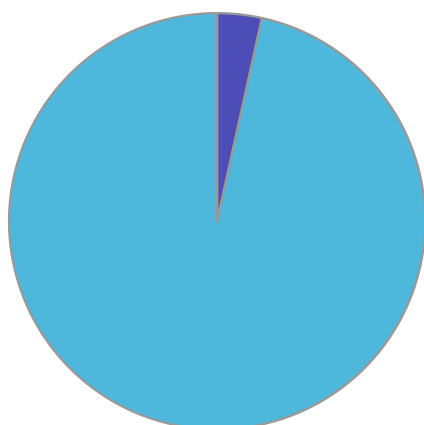
Performance Analysis - Annualised 3 years

	Growth Rate %	Volatility	Alpha	Beta	Sharpe
Fund	7.95	14.04	3.09	0.76	0.32
Stock Sector Average	6.28	15.85	0.00	1.00	0.18

Fund Composition



	(%)
Industrials	24.41
Consumer Discretionary	18.96
Information Technology	15.61
Health Care	10.48
Materials	7.59
Financials	6.27
Consumer Staples	5.26
Communications	4.62
Money Market	3.46
Others	3.33



	(%)
Japanese Equities	96.54
Money Market	3.46

Largest Holdings

Holdings	(%)
SONY GROUP CORP	4.60
TOYOTA MOTOR CORP	4.00
NIDEC CORP	3.39
SHIN-ETSU CHEMICAL CO	3.27
HOYA CORP	2.83

Holdings	(%)
OLYMPUS CORP	2.71
SMC CORP	2.67
RECRUIT HLDGS CO LTD	2.62
KYOWA HAKKO KIRIN CO LTD	2.53
KEYENCE CORP	2.53

* Data supplied by fund managers regarding fixed interests funds may not specify yield type. As the provision of redemption yield is an FCA regulatory requirement Novia assumes these are used.

Important Information

Performance details and yields are as at 30/06/2021. Performance figures are inclusive of net reinvested income. Source: FE. This document is designed only for professional investors and experienced advisers. The value of investments and the income gained may fluctuate. Investors may not get back the full amount invested. Past performance is not a guide to the future.