

## GS India Eq Pfl R GBP

### Fund Information

**Sector**

Equity - India

**Manager's Name**

Hiren Dasani

**Date Manager Appointed**

Apr 2017

**Launch Date**

Dec 2012

**Fund Size(£m)**

£2316.60

**Yield\*** (See page2)

0.00 %

**XD Dates**

Dec 14

**Last Distribution**

14/12/20 (XD Date)

14/12/20 (Pay Date)

0.09(Distribution)

**OCF**

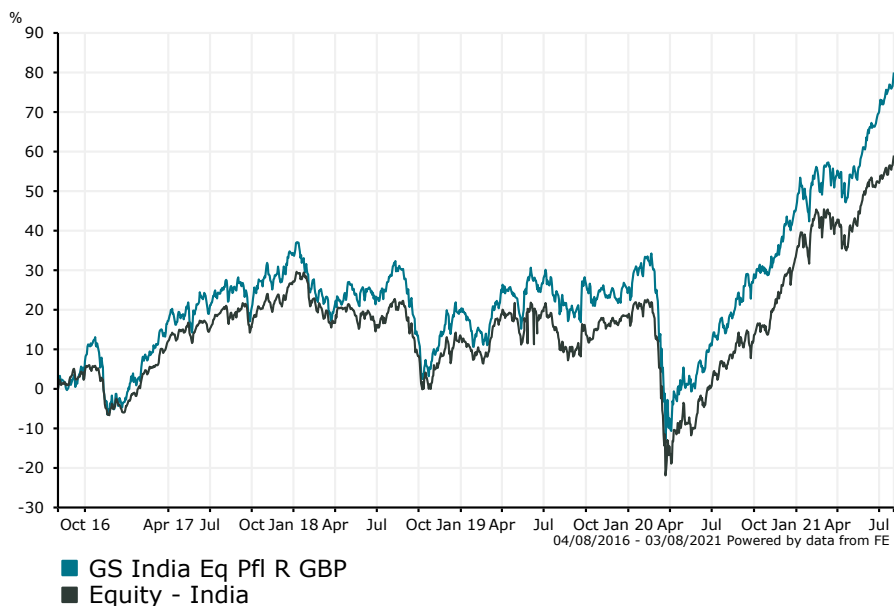
1.06 %

### Fund Aim

The Portfolio seeks to provide capital growth over the longer term. The Portfolio will mostly hold shares or similar instruments relating to Indian companies. Such companies are either based in or earn most of their profits or revenues from India. The Portfolio may also invest in companies which are based anywhere in the world.

**Sector:** Equity - India

### Performance


**Morningstar Analyst Rating**

Neutral

**FE Crown Rating**

**Discrete Performance - 12 months to 31/12/20**

	2020	2019	2018	2017	2016
Fund	16.85	4.01	-11.12	38.13	16.19
Stock Sector Average	12.99	3.93	-10.69	32.93	3.79

**Cumulative Performance to 31/07/21**

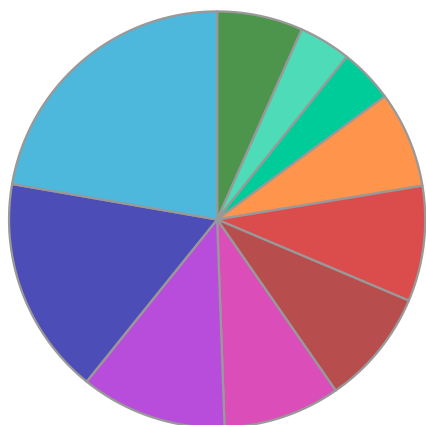
	1 Yr	2 Yrs	3 Yrs	4 Yrs	5 Yrs
Fund	54.74	42.44	37.11	40.69	75.62
Stock Sector Average	48.10	36.92	29.09	30.13	55.08

**Performance Analysis - Annualised 3 years**

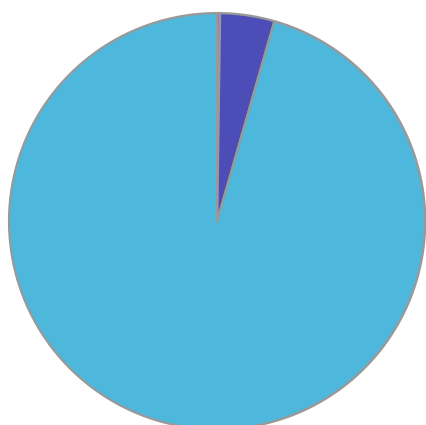
	Growth Rate %	Volatility	Alpha	Beta	Sharpe
Fund	11.09	23.98	2.23	1.01	0.32
Stock Sector Average	8.88	22.85	0.00	1.00	0.24

**GS India Eq Pfl R GBP**

**Fund Composition**



	(%)
Financials	22.27
Information Technology	16.94
Materials	11.36
Industrials	9.08
Consumer Discretionary	8.98
Consumer Staples	8.97
Health Care	7.48
Others	4.21
Communications	4.04
Others	6.67



	(%)
Indian Equities	95.56
Futures	4.21
Money Market	0.23

**Largest Holdings**

Holdings	(%)
INFOSYS	8.57
ICICI BANK	6.35
AXIS BANK LTD	4.05
HINDUSTAN UNILEVER LTD	2.83
RELIANCE INDUSTRIES	2.24

Holdings	(%)
HCL TECHNOLOGIES	2.07
WIPRO LTD	1.91
MARUTI SUZUKI INDIA LTD	1.85
DIVIS LABORATORIES LTD	1.80
STATE BANK OF INDIA	1.72

\* Data supplied by fund managers regarding fixed interests funds may not specify yield type. As the provision of redemption yield is an FCA regulatory requirement Novia assumes these are used.

**Important Information**

Performance details and yields are as at 31/07/2021. Performance figures are inclusive of net reinvested income. Source: FE. This document is designed only for professional investors and experienced advisers. The value of investments and the income gained may fluctuate. Investors may not get back the full amount invested. Past performance is not a guide to the future.