

## GS US Sml Cap CORE Eq Pfl R Sn GBP

### Fund Information

**Sector**

Equity - Small Cap USA

**Manager's Name**

 Len Ioffe  
 Osman Ali  
 Dennis Walsh

**Date Manager Appointed**

Jan 2011

**Launch Date**

Dec 2012

**Fund Size (£m)**

£204.61

**Yield\*** (See page2)

0.00 %

**XD Dates**

Dec 14

**Last Distribution**

 14/12/20 (XD Date)  
 14/12/20 (Pay Date)  
 0.07(Distribution)

**OCF**

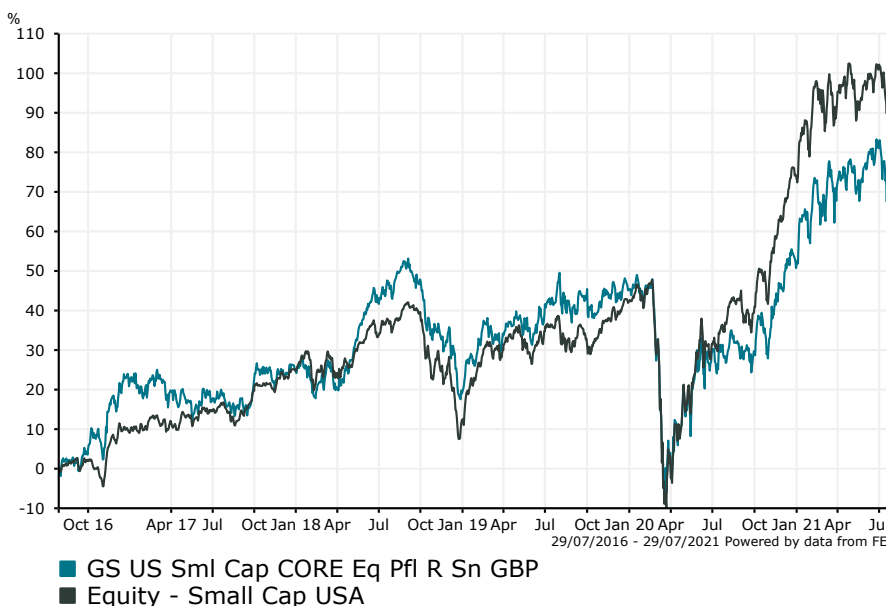
0.82 %

### Fund Aim

The Portfolio seeks to provide capital growth over the longer term. The Portfolio will mostly hold shares or similar instruments relating to US companies which have a market capitalisation smaller than that of the company with the largest market capital value in the Russell 2500 index at the time the investment is made. Such companies are either based in or earn most of their profits or revenues from the US. The Portfolio may also invest in companies which do not meet this requirement and/or are based in other countries. The Portfolio utilises the CORE strategy, a multi-factor proprietary model developed by Goldman Sachs which aims to forecast returns on securities.

**Sector:** Equity - Small Cap USA

### Performance


**Morningstar Analyst Rating**

N/A

**FE Crown Rating**

**Discrete Performance - 12 months to 31/12/20**

	2020	2019	2018	2017	2016
Fund	3.79	22.05	-4.81	3.44	43.64
Stock Sector Average	22.46	26.53	-9.91	14.17	18.31

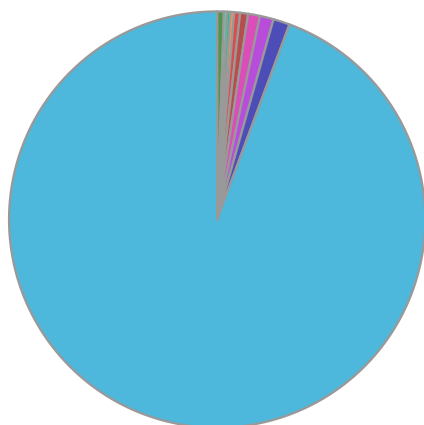
**Cumulative Performance to 30/06/21**

	1 Yr	2 Yrs	3 Yrs	4 Yrs	5 Yrs
Fund	40.23	30.56	26.80	54.57	97.55
Stock Sector Average	52.80	49.02	50.52	75.45	112.33

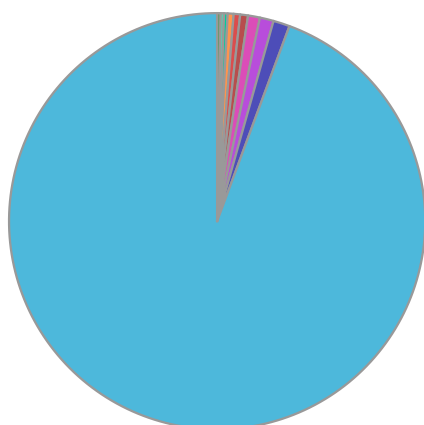
**Performance Analysis - Annualised 3 years**

	Growth Rate %	Volatility	Alpha	Beta	Sharpe
Fund	8.24	22.12	-4.24	0.89	0.21
Stock Sector Average	14.60	23.55	0.00	1.00	0.47

## Fund Composition



	(%)
USA	94.34
Bermuda	1.28
Money Market	1.07
Cayman Islands	0.92
Canada	0.61
Ireland	0.46
Germany	0.28
International	0.26
Jersey	0.25
Others	0.52



	(%)
US Equities	94.34
North American Equities	1.28
Money Market	1.07
American Emerging Equities	0.92
Canadian Equities	0.61
UK Equities	0.50
Irish Equities	0.46
German Equities	0.28
International Equities	0.26
Others	0.27

## Largest Holdings

Holdings	(%)
SELECT MEDICAL HLDGS CORP	0.81
TERRENO REALTY CORP	0.80
MEDPACE HLDGS INC	0.76
PRESTIGE CONSUMER HEALTHCARE INC	0.75
AMC ENTMT HLDGS INC	0.75

Holdings	(%)
AMERICAN EQUITY INVT LIFE HLDG CO	0.75
RED ROCK RESORTS INC	0.74
TEXAS ROADHOUSE INC	0.73
STEVEN MADDEN LTD	0.73
OVINTIV INC	0.73

\* Data supplied by fund managers regarding fixed interests funds may not specify yield type. As the provision of redemption yield is an FCA regulatory requirement Novia assumes these are used.

## Important Information

Performance details and yields are as at 30/06/2021. Performance figures are inclusive of net reinvested income. Source: FE. This document is designed only for professional investors and experienced advisers. The value of investments and the income gained may fluctuate. Investors may not get back the full amount invested. Past performance is not a guide to the future.