

GS US Core Eq Pfl R Snap £

Fund Information

Sector
Equity - USA

Manager's Name
Len Ioffe
Osman Ali
Dennis Walsh

Date Manager Appointed
Jan 2011

Launch Date
Dec 2012

Fund Size (£m)
£2064.70

Yield* (See page2)
0.00 %

XD Dates
Dec 14

Last Distribution
14/12/20 (XD Date)
14/12/20 (Pay Date)
0.11(Distribution)

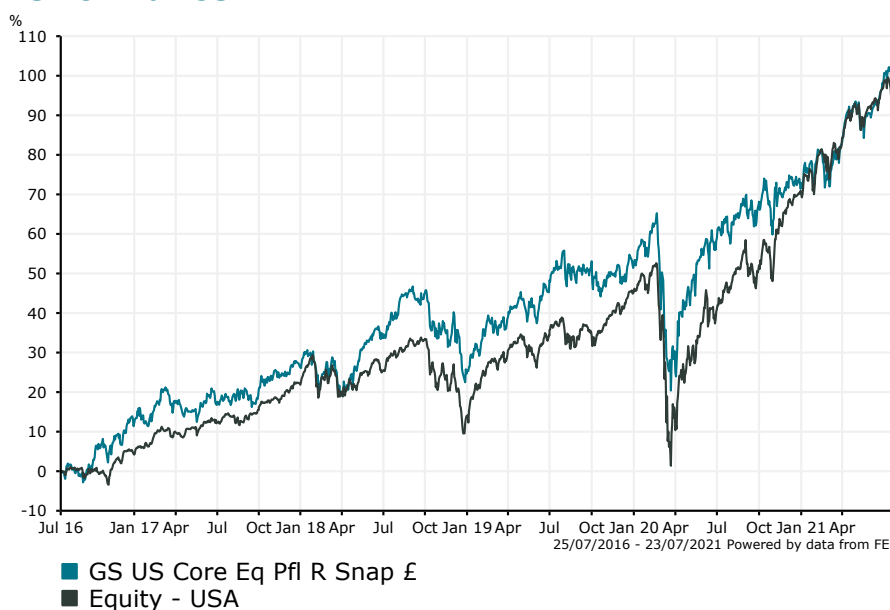
OCF
0.65 %

Fund Aim

The Portfolio seeks to provide capital growth over the longer term. The Portfolio will mostly hold shares or similar instruments relating to US companies. Such companies are either based in or earn most of their profits or revenues from the US. The Portfolio may also invest in companies which are based anywhere in the world. The Portfolio utilises the CORE strategy, a multi-factor proprietary model developed by Goldman Sachs which aims to forecast returns on securities.

Sector: Equity - USA

Performance



Morningstar Analyst Rating

N/A

FE Crown Rating



Discrete Performance - 12 months to 31/12/20

	2020	2019	2018	2017	2016
Fund	13.21	21.47	-1.46	13.57	31.19
Stock Sector Average	17.88	27.26	-6.52	16.78	8.86

Cumulative Performance to 30/06/21

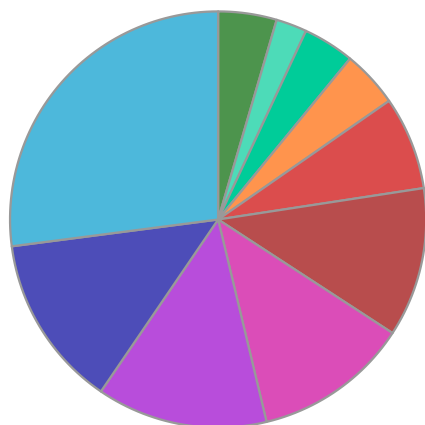
	1 Yr	2 Yrs	3 Yrs	4 Yrs	5 Yrs
Fund	24.95	36.22	46.90	69.48	113.22
Stock Sector Average	40.22	46.48	56.94	75.52	105.76

Performance Analysis - Annualised 3 years

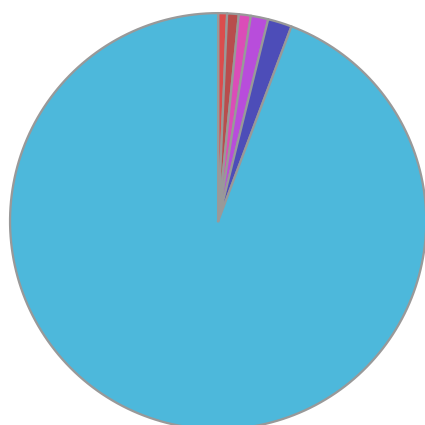
	Growth Rate %	Volatility	Alpha	Beta	Sharpe
Fund	13.68	16.30	0.82	0.80	0.62
Stock Sector Average	16.21	18.57	0.00	1.00	0.68

GS US Core Eq Pfl R Snap £

Fund Composition



	(%)
Information Technology	27.05
Financials	13.42
Health Care	13.26
Consumer Discretionary	12.07
Communications	11.60
Industrials	7.24
Real Estate	4.41
Consumer Staples	3.99
Materials	2.40
Others	4.54



	(%)
US Equities	94.27
Money Market	1.86
North American Equities	1.35
Swiss Equities	0.93
Irish Equities	0.90
UK Equities	0.69

Largest Holdings

Holdings	(%)
APPLE INC	6.70
MICROSOFT CORP	5.65
ALPHABET INC	4.83
AMAZON.COM INC	4.19
FACEBOOK INC	3.08

Holdings	(%)
JOHNSON & JOHNSON	1.94
BERKSHIRE HATHAWAY INC	1.92
VISA INC	1.85
PAYPAL HLDGS INC	1.60
DISNEY (WALT) CO	1.39

* Data supplied by fund managers regarding fixed interests funds may not specify yield type. As the provision of redemption yield is an FCA regulatory requirement Novia assumes these are used.

Important Information

Performance details and yields are as at 30/06/2021. Performance figures are inclusive of net reinvested income. Source: FE. This document is designed only for professional investors and experienced advisers. The value of investments and the income gained may fluctuate. Investors may not get back the full amount invested. Past performance is not a guide to the future.