

GS Emg Mkts Eq Ptl R GBP

Fund Information

Sector

Equity - Emerging Markets

Manager's Name

 Basak Yavuz
 Hiren Dasani

Date Manager Appointed

Apr 2017

Launch Date

Dec 2012

Fund Size (£m)

£5028.37

Yield* (See page2)

0.00 %

XD Dates

Dec 14

Last Distribution

14/12/20 (XD Date)

14/12/20 (Pay Date)

0.07(Distribution)

OCF

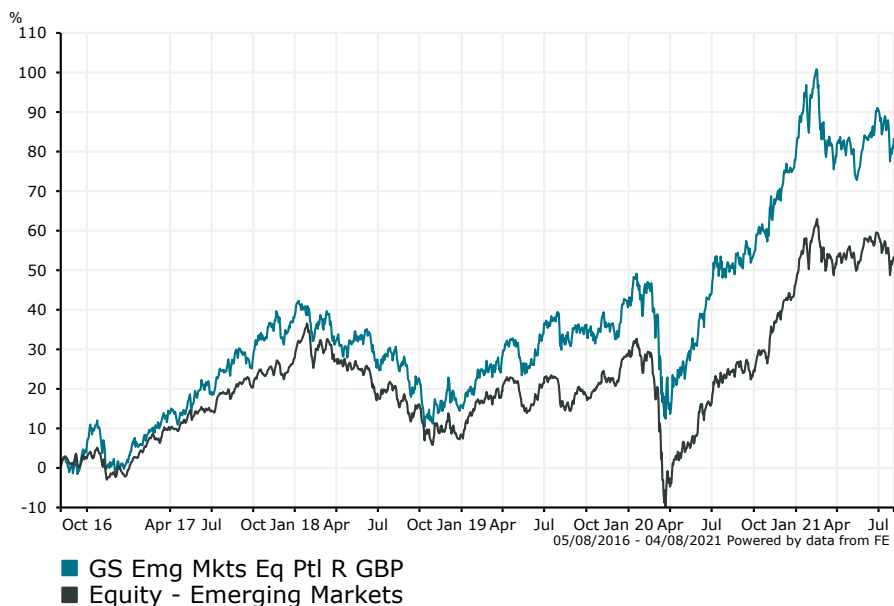
1.04 %

Fund Aim

The Portfolio seeks to provide capital growth over the longer term. The Portfolio will mostly hold shares or similar instruments relating to emerging market companies. Such companies are either based in or earn most of their profits or revenues from emerging markets. The Portfolio may also invest in companies which are based anywhere in the world.

Sector: Equity - Emerging Markets

Performance


Morningstar Analyst Rating

Neutral

FE Crown Rating

Discrete Performance - 12 months to 31/12/20

	2020	2019	2018	2017	2016
Fund	26.47	21.36	-16.00	36.03	27.61
Stock Sector Average	14.04	18.29	-15.11	28.42	10.70

Cumulative Performance to 31/07/21

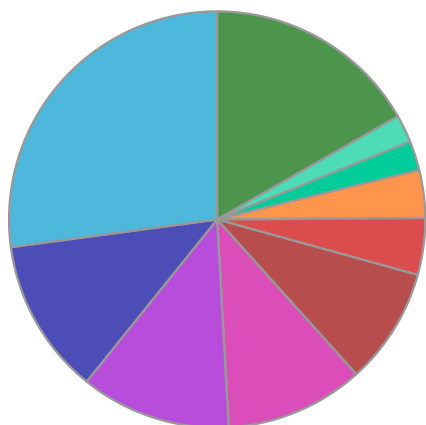
	1 Yr	2 Yrs	3 Yrs	4 Yrs	5 Yrs
Fund	21.16	29.65	38.93	43.98	85.22
Stock Sector Average	23.46	24.35	25.00	27.50	52.52

Performance Analysis - Annualised 3 years

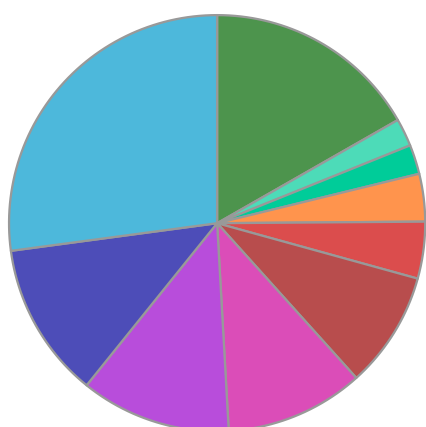
	Growth Rate %	Volatility	Alpha	Beta	Sharpe
Fund	11.58	16.10	4.68	0.85	0.50
Stock Sector Average	7.72	17.78	0.00	1.00	0.24

GS Emg Mkts Eq Ptl R GBP

Fund Composition



	(%)
Chinese Equities	27.12
South Korean Equities	12.09
Taiwanese Equities	11.68
Indian Equities	10.77
Hong Kong Equities	9.05
Brazilian Equities	4.41
US Equities	3.70
South African Equities	2.28
European Equities	2.16
Others	16.74



	(%)
China	27.12
Korea	12.09
Taiwan	11.68
India	10.77
Hong Kong	9.05
Brazil	4.41
USA	3.70
South Africa	2.28
Cyprus	2.16
Others	16.74

Largest Holdings

Holdings	(%)
TAIWAN SEMICONDUCTOR CO	6.65
SAMSUNG ELECTRONICS CO	6.36
ALIBABA GROUP HLDG LTD	5.82
TENCENT HLDGS LTD	5.71
MEITUAN	2.12

Holdings	(%)
CHINA MERCHANTS BANK CO LTD	2.03
KWEICHOW MOUTAI	1.92
TCS GROUP HLDG PLC	1.56
INFOSYS	1.49
PING AN INSURANCE(GR)CO OF CHINA	1.48

* Data supplied by fund managers regarding fixed interests funds may not specify yield type. As the provision of redemption yield is an FCA regulatory requirement Novia assumes these are used.

Important Information

Performance details and yields are as at 31/07/2021. Performance figures are inclusive of net reinvested income. Source: FE. This document is designed only for professional investors and experienced advisers. The value of investments and the income gained may fluctuate. Investors may not get back the full amount invested. Past performance is not a guide to the future.