

GS Gbl Eq Part Pfl R GBP

Fund Information

Sector

Equity - International

Manager's Name

Alexis Deladerrière

Date Manager Appointed

Jul 2018

Launch Date

Dec 2012

Fund Size(£m)

£1384.82

Yield* (See page2)

0.00 %

XD Dates

Dec 14

Last Distribution

14/12/20 (XD Date)

14/12/20 (Pay Date)

0.05(Distribution)

OCF

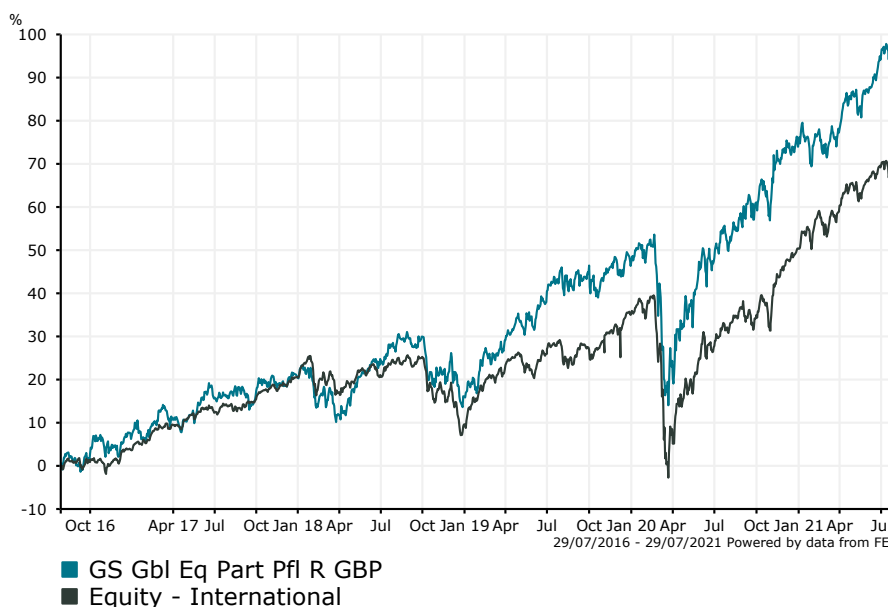
0.93 %

Fund Aim

The Portfolio seeks to provide capital growth over the longer term. The Portfolio will mostly hold shares or similar instruments relating to a concentrated portfolio of companies anywhere in the world.

Sector: Equity - International

Performance


Morningstar Analyst Rating

N/A

FE Crown Rating

Discrete Performance - 12 months to 31/12/20

	2020	2019	2018	2017	2016
Fund	18.87	26.00	-3.71	13.56	19.77
Stock Sector Average	11.40	23.18	-9.02	16.28	7.94

Cumulative Performance to 30/06/21

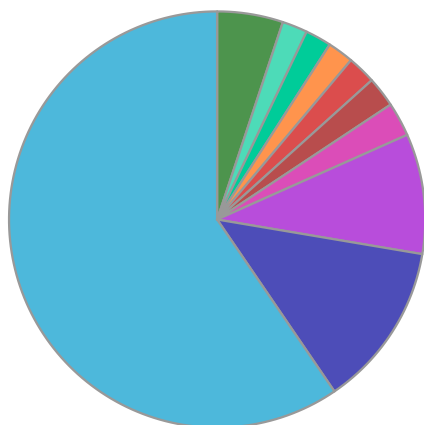
	1 Yr	2 Yrs	3 Yrs	4 Yrs	5 Yrs
Fund	31.77	40.68	55.56	67.93	108.19
Stock Sector Average	32.72	34.29	39.75	50.61	76.24

Performance Analysis - Annualised 3 years

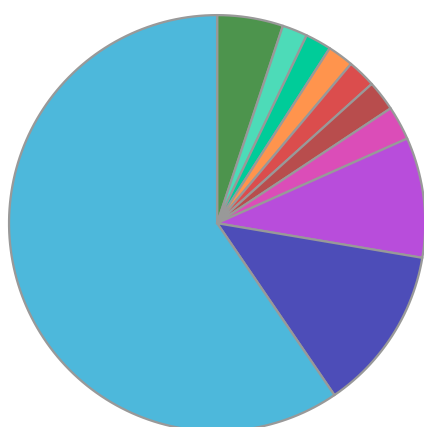
	Growth Rate %	Volatility	Alpha	Beta	Sharpe
Fund	15.87	14.66	5.41	0.85	0.84
Stock Sector Average	11.80	15.76	0.00	1.00	0.53

GS Gbl Eq Part Pfl R GBP

Fund Composition



	(%)
US Equities	59.53
UK Equities	12.81
Japanese Equities	9.33
Swiss Equities	2.64
Taiwanese Equities	2.36
Money Market	2.21
Swedish Equities	2.02
Spanish Equities	2.02
Dutch Equities	1.96
Others	5.12



	(%)
USA	59.53
UK	12.81
Japan	9.33
Switzerland	2.64
Taiwan	2.36
Money Market	2.21
Sweden	2.02
Spain	2.02
Netherlands	1.96
Others	5.12

Largest Holdings

Holdings	(%)
ASTRAZENECA PLC	4.49
BOSTON SCIENTIFIC CORP	4.30
AMERICAN TOWER CORP	4.20
ALPHABET INC	4.08
FIDELITY NATIONAL INFORMATION SERVICES INC	3.96

Holdings	(%)
PROCTER & GAMBLE CO	3.89
S&P GLOBAL INC	3.46
HOYA CORP	3.21
INTUIT INC	3.17
NIDEC CORP	3.11

* Data supplied by fund managers regarding fixed interests funds may not specify yield type. As the provision of redemption yield is an FCA regulatory requirement Novia assumes these are used.

Important Information

Performance details and yields are as at 30/06/2021. Performance figures are inclusive of net reinvested income. Source: FE. This document is designed only for professional investors and experienced advisers. The value of investments and the income gained may fluctuate. Investors may not get back the full amount invested. Past performance is not a guide to the future.