

JPM US Value C Dis NAV GBP

Fund Information

Sector
Equity - USA

Manager's Name
Clare Hart
Andrew Brandon
Dave Silberman

Date Manager Appointed
Sep 2012

Launch Date
Jan 2013

Fund Size (£m)
£5315.30

Yield* (See page2)
0.00 %

XD Dates
Sep 10

Last Distribution
10/09/20 (XD Date)
24/09/20 (Pay Date)
1.37(Distribution)

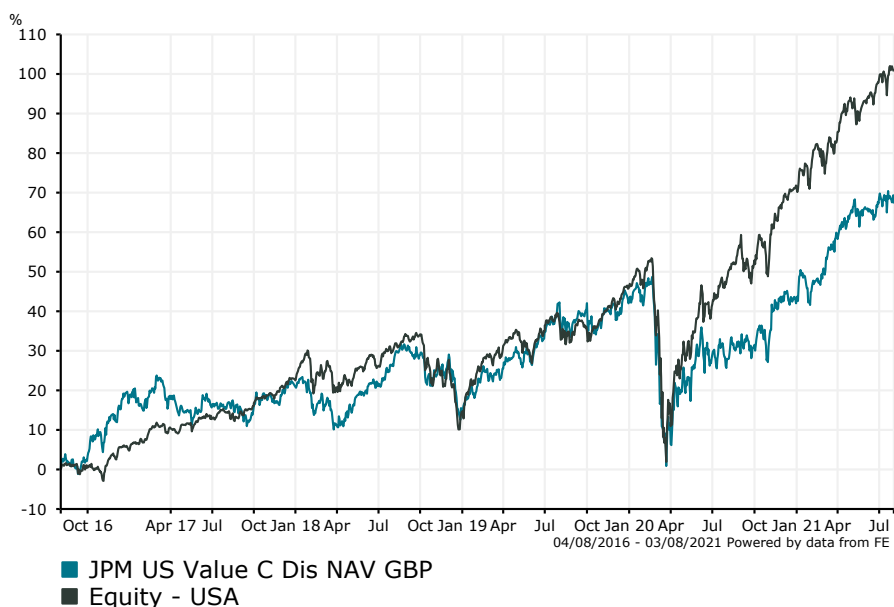
OCF
0.81 %

Fund Aim

To provide long-term capital growth by investing primarily in a value style biased portfolio of US companies.

Sector: Equity - USA

Performance



Discrete Performance - 12 months to 31/12/20

	2020	2019	2018	2017	2016
Fund	0.01	24.47	-5.82	3.78	37.50
Stock Sector Average	17.88	27.26	-6.52	16.78	8.86

Cumulative Performance to 31/07/21

	1 Yr	2 Yrs	3 Yrs	4 Yrs	5 Yrs
Fund	33.92	18.66	33.23	45.34	68.47
Stock Sector Average	36.69	45.57	55.05	75.78	100.37

Performance Analysis - Annualised 3 years

	Growth Rate %	Volatility	Alpha	Beta	Sharpe
Fund	10.04	17.71	-2.93	0.86	0.37
Stock Sector Average	15.74	18.54	0.00	1.00	0.66

Morningstar Analyst Rating

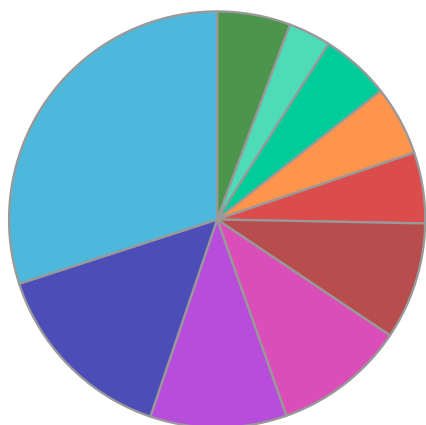
Neutral

FE Crown Rating

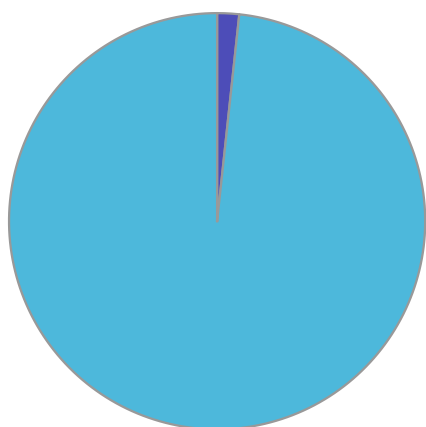


JPM US Value C Dis NAV GBP

Fund Composition



	(%)
Financials	30.00
Health Care	14.80
Industrials	10.60
Consumer Discretionary	10.20
Information Technology	9.10
Energy	5.50
Communications	5.40
Materials	5.40
Consumer Staples	3.30
Others	5.70



	(%)
US Equities	98.30
Money Market	1.70

Largest Holdings

Holdings	(%)
BLACKROCK INC	2.70
WELLS FARGO & CO	2.60
BANK OF AMERICA CORP	2.20
CITIGROUP INC	2.20
MORGAN STANLEY	2.10

Holdings	(%)
CONOCOPHILLIPS	2.10
COMCAST CORP(NEW)	2.00
PARKER-HANNIFIN CORP	2.00
BRISTOL MYERS SQUIBB SA	2.00
TEXAS INSTRUMENTS INC	1.90

* Data supplied by fund managers regarding fixed interests funds may not specify yield type. As the provision of redemption yield is an FCA regulatory requirement Novia assumes these are used.

Important Information

Performance details and yields are as at 31/07/2021. Performance figures are inclusive of net reinvested income. Source: FE. This document is designed only for professional investors and experienced advisers. The value of investments and the income gained may fluctuate. Investors may not get back the full amount invested. Past performance is not a guide to the future.