

iShares MSCIPacxJpnUETF Inc£

Fund Information

Sector

Equity - Asia Pacific ex Japan

Manager's Name

BlackRock Asset Management Ireland Ltd

Date Manager Appointed

Dec 2009

Launch Date

Apr 2009

Fund Size(£m)

£303.72

Yield* (See page2)

0.00 %

XD Dates

Jul 15, Apr 15, Jan 14, Oct 15

Last Distribution

15/07/21 (XD Date)

28/07/21 (Pay Date)

0.23(Distribution)

OCF

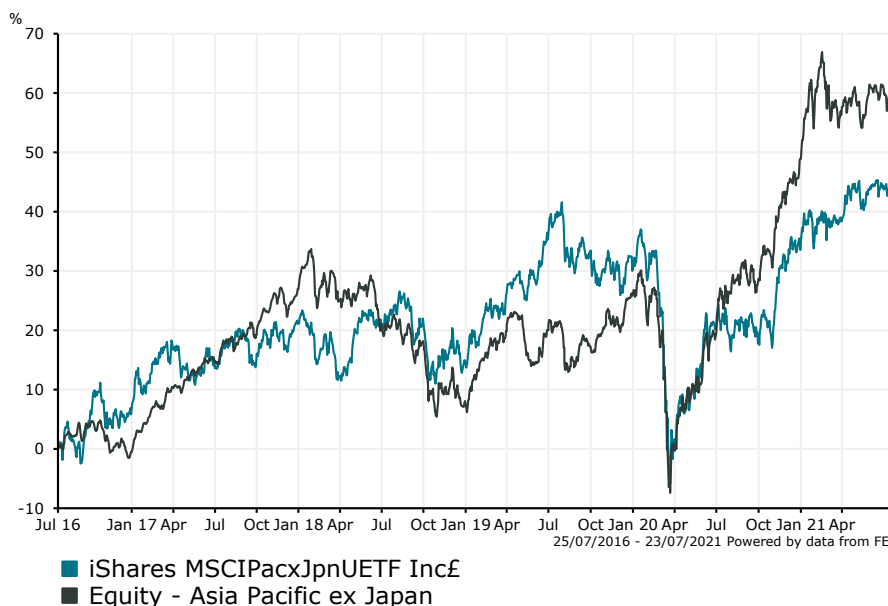
0.60 %

Fund Aim

The Share Class is a share class of a Fund which aims to achieve a return on your investment, through a combination of capital growth and income on the Fund's assets, which reflects the return of the MSCI Pacific ex-Japan Index, the Fund's benchmark index. The Share Class, via the Fund, aims to invest so far as possible and practicable in the equity securities (e.g. shares) that make up the benchmark index. The benchmark index measures the performance of equity securities issued by large and mid capitalisation companies listed in the developed markets of the Pacific region, but excludes Japan.

Sector: Equity - Asia Pacific ex Japan

Performance


Morningstar Analyst Rating

N/A

FE Crown Rating

Discrete Performance - 12 months to 31/12/20

	2020	2019	2018	2017	2016
Fund	2.73	13.22	-5.19	14.43	28.05
Stock Sector Average	18.36	16.42	-14.87	27.60	3.58

Cumulative Performance to 30/06/21

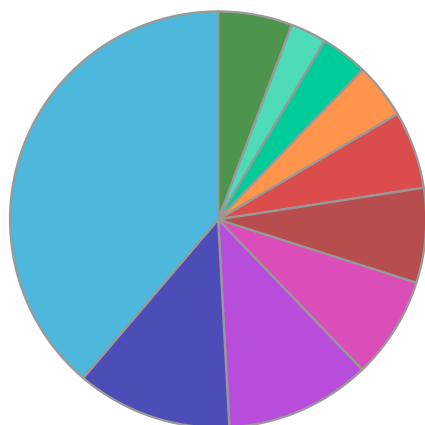
	1 Yr	2 Yrs	3 Yrs	4 Yrs	5 Yrs
Fund	19.41	6.77	19.08	26.73	55.04
Stock Sector Average	35.42	34.34	33.10	40.38	68.57

Performance Analysis - Annualised 3 years

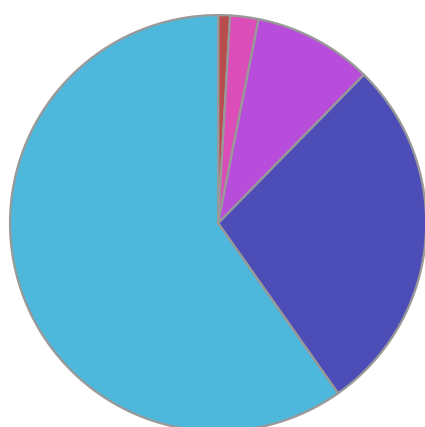
	Growth Rate %	Volatility	Alpha	Beta	Sharpe
Fund	5.99	17.04	-2.11	0.87	0.15
Stock Sector Average	10.00	16.30	0.00	1.00	0.40

iShares **MSCIPacxJpnUETF Inc£**

Fund Composition



	(%)
Financials	38.76
Materials	12.08
Real Estate	11.31
Industrials	7.90
Health Care	7.36
Consumer Discretionary	6.02
Consumer Staples	4.32
Utilities	3.65
Communications	2.80
Others	5.76



	(%)
Australian Equities	59.75
Hong Kong Equities	27.86
Singapore Equities	9.23
New Zealand Equities	2.20
Money Market	0.92

Largest Holdings

Holdings	(%)
AIA GROUP LTD	7.67
AUSTRALIA (COMMONWEALTH BANK OF)	6.08
BHP GROUP LTD	5.41
CSL LTD	4.75
HONG KONG EXCHANGES & CLEARING	3.56

Holdings	(%)
WESTPAC BANKING CORP	3.47
NATIONAL AUSTRALIA BANK	3.38
AUSTRALIA & NEW ZEALAND BKG GRP	3.14
WESFARMERS	2.36
MACQUARIE GROUP LTD	2.13

* Data supplied by fund managers regarding fixed interests funds may not specify yield type. As the provision of redemption yield is an FCA regulatory requirement Novia assumes these are used.

Important Information

Performance details and yields are as at 30/06/2021. Performance figures are inclusive of net reinvested income. Source: FE. This document is designed only for professional investors and experienced advisers. The value of investments and the income gained may fluctuate. Investors may not get back the full amount invested. Past performance is not a guide to the future.