

iShares UKGIts0-5UETF 0 5 £
Fund Information
Sector

Fixed Int - GBP Government

Manager's Name

BlackRock Asset Management Ireland Ltd

Date Manager Appointed

Dec 2009

Launch Date

Apr 2009

Fund Size(£m)

£1189.73

Yield* (See page2)

0.00 %

XD Dates

Jul 15, Jan 14

Last Distribution

15/07/21 (XD Date)

28/07/21 (Pay Date)

0.13(Distribution)

OCF

0.07 %

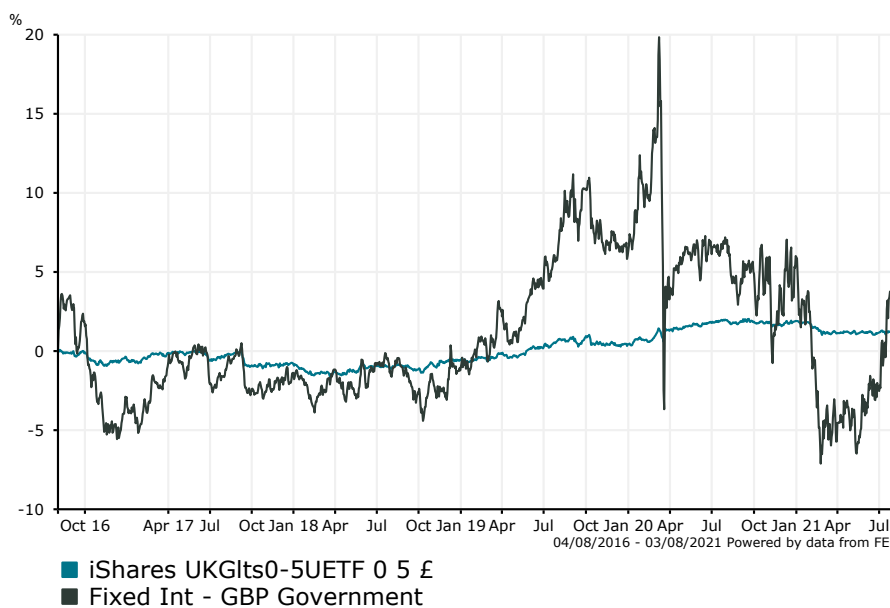
Morningstar Analyst Rating

N/A

FE Crown Rating
Fund Aim

The Share Class is a share class of a Fund which aims to achieve a return on your investment, through a combination of capital growth and income on the Fund's assets, which reflects the return of the FTSE UK Conventional Gilts – Up to 5 Years Index, the Fund's benchmark index (Index). The Share Class, via the Fund, aims to invest so far as possible and practicable in the fixed income (FI) securities (such as bonds) that make up the Index and comply with its credit rating requirements. If the credit ratings of the FI securities are downgraded, the Fund may continue to hold them until they cease to form part of the Index and it is practicable to sell them. The Index measures the performance of Sterling denominated gilts (i.e. bonds) issued or guaranteed by the British government with zero to five years remaining to maturity (i.e. the time until they become due for repayment) and which are quoted on the London Stock Exchange, other than index-linked bonds. These FI securities will, at the time of inclusion in the index, be investment grade (i.e. meet a specified level of creditworthiness) so long as the United Kingdom maintains its investment grade credit rating. They will pay income according to a fixed rate of interest. These may include the strategic selection of certain securities that make up the Index or other FI securities which provide similar performance to certain constituent securities.

Sector: Fixed Int - GBP Government

Performance

Discrete Performance - 12 months to 31/12/20

	2020	2019	2018	2017	2016
Fund	1.48	1.01	0.18	-0.39	2.44
Stock Sector Average	0.00	7.33	0.16	1.61	9.66

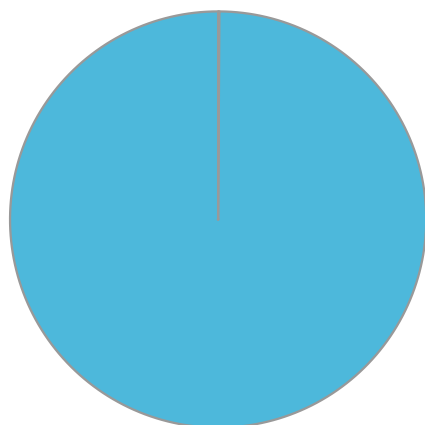
Cumulative Performance to 31/07/21

	1 Yr	2 Yrs	3 Yrs	4 Yrs	5 Yrs
Fund	-0.67	0.60	2.34	1.68	1.42
Stock Sector Average	-3.05	-2.36	4.89	5.25	3.66

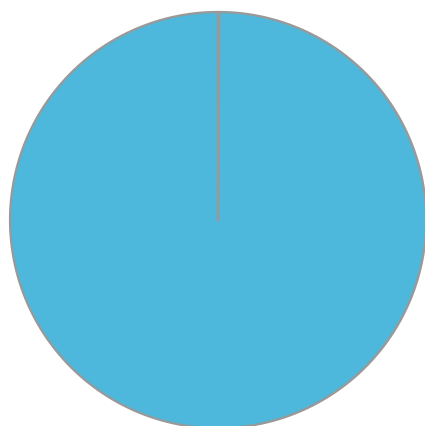
Performance Analysis - Annualised 3 years

	Growth Rate %	Volatility	Alpha	Beta	Sharpe
Fund	0.77	0.84	0.68	0.05	0.00

Fund Composition



	(%)
UK Fixed Interest	99.89
Money Market	0.10



	(%)
UK	99.89
Money Market	0.10

Largest Holdings

Holdings	(%)
HM TREASURY UNITED KINGDOM DMO 0.625% TRSY GILT 07/06/25 GBP0.01	8.77
HM TREASURY UNITED KINGDOM DMO 2% GILT 07/09/25 GBP0.01	8.74
HM TREASURY UNITED KINGDOM DMO 5% GILT 07/03/25 GBP	8.34
HM TREASURY UNITED KINGDOM DMO 4% GILT 07/03/22 GBP0.01	7.84
HM TREASURY UNITED KINGDOM DMO 2.25% GILT 07/09/23 GBP	7.23

Holdings	(%)
HM TREASURY UNITED KINGDOM DMO 2.75% GILT 07/09/24 GBP0.01	7.19
HM TREASURY UNITED KINGDOM DMO 1% TREASURY GILT 22/04/24 GBP0.01	6.79
HM TREASURY UNITED KINGDOM DMO 0.75% GILT 22/07/23 GBP0.01 (WI)	6.67
HM TREASURY UNITED KINGDOM DMO 0.125% TREASURY GT 31/01/23 GBP0.01	6.43
HM TREASURY UNITED KINGDOM DMO 0.5% GILT 22/07/22 GBP1	5.97

* Data supplied by fund managers regarding fixed interests funds may not specify yield type. As the provision of redemption yield is an FCA regulatory requirement Novia assumes these are used.

Important Information

Performance details and yields are as at 31/07/2021. Performance figures are inclusive of net reinvested income. Source: FE. This document is designed only for professional investors and experienced advisers. The value of investments and the income gained may fluctuate. Investors may not get back the full amount invested. Past performance is not a guide to the future.