

JPM Multi Asset Inc C Inc

Fund Information

Sector

IA Mixed Investment 20-60% Shares

Manager's Name

Michael Schoenhaut
Eric Bernbaum
Gary Herbert

Date Manager Appointed

Jun 2006

Launch Date

Apr 2012

Fund Size (£m)

£309.18

Yield* (See page2)

3.27 %

XD Dates

May 04, Feb 01, Nov 02, Aug 03

Last Distribution

04/05/21 (XD Date)
30/07/21 (Pay Date)
1.16(Distribution)

OCF

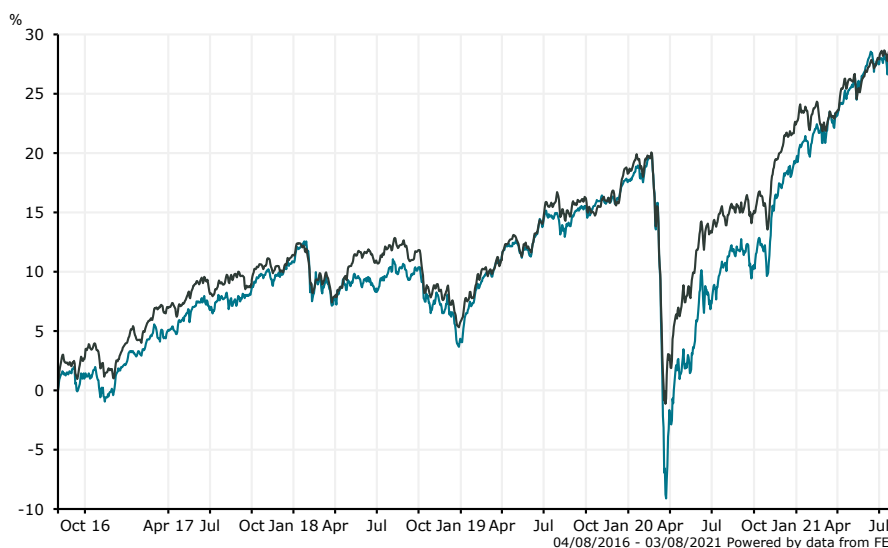
0.75 %

Fund Aim

To provide income by investing in a global portfolio of income generating securities, using derivatives where appropriate.

Sector: IA Mixed Investment 20-60% Shares

Performance



■ JPM Multi Asset Inc C Inc
■ IA Mixed Investment 20-60% Shares

Discrete Performance - 12 months to 31/12/20

	2020	2019	2018	2017	2016
Fund	1.44	12.64	-5.88	8.47	6.59
Stock Sector Average	3.51	11.84	-5.10	7.16	10.32

Cumulative Performance to 31/07/21

	1 Yr	2 Yrs	3 Yrs	4 Yrs	5 Yrs
Fund	15.79	11.65	16.05	18.98	27.48
Stock Sector Average	12.94	10.38	14.66	18.12	27.90

Performance Analysis - Annualised 3 years

	Growth Rate %	Volatility	Alpha	Beta	Sharpe
Fund	5.09	10.76	-0.13	1.14	0.15
Stock Sector Average	4.67	9.01	0.00	1.00	0.13

Morningstar Analyst Rating

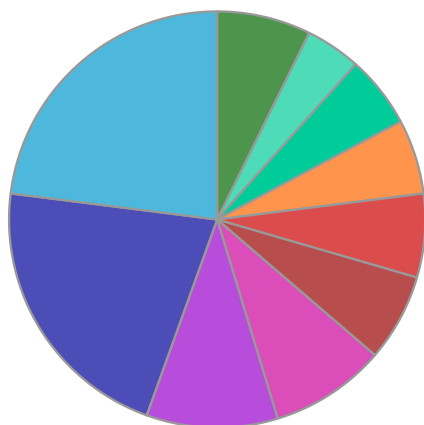
Bronze

FE Crown Rating

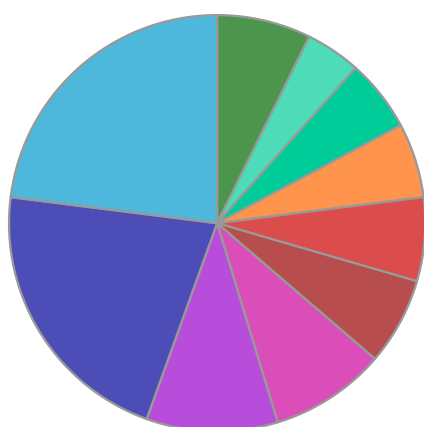


JPM Multi Asset Inc C Inc

Fund Composition



	(%)
High Yield Bond	23.00
Equities	21.50
Preference Shares	10.20
Mortgage & Secured Bonds	9.00
Money Market	6.80
Equities	6.50
Equities	5.80
Property Shares	5.60
Options	4.30
Others	7.30



	(%)
US High Yield Fixed Interest	23.00
International Equities	21.50
Preference Shares	10.20
Global Fixed Interest	9.00
Money Market	6.80
European Equities	6.50
Global Emerging Market Equities	5.80
Property Shares	5.60
Options	4.30
Others	7.30

Largest Holdings

Holdings	(%)
RBC RTY COVERED CALL NOTE 07/21	1.10
UBS RTY COVERED CALL NOTE 08/21	1.10
NBC RTY COVERED CALL NOTE 08/21	1.10
BC RTY COVERED CALL NOTE 09/21	1.00
TAIWAN SEMICONDUCTOR CO	0.50

Holdings	(%)
SAMSUNG ELECTRONICS CO	0.50
ROCHE HLDG AG	0.50
PROLOGIS INC	0.50
COCA-COLA CO	0.40
ABBVIE INC	0.40

* Data supplied by fund managers regarding fixed interests funds may not specify yield type. As the provision of redemption yield is an FCA regulatory requirement Novia assumes these are used.

Important Information

Performance details and yields are as at 31/07/2021. Performance figures are inclusive of net reinvested income. Source: FE. This document is designed only for professional investors and experienced advisers. The value of investments and the income gained may fluctuate. Investors may not get back the full amount invested. Past performance is not a guide to the future.