

Jupiter Corporate Bond I Acc

Fund Information

Sector

IA Sterling Corporate Bond

Manager's Name

 Adam Darling
 Harry Richards

Date Manager Appointed

May 2018

Launch Date

Jun 2013

Fund Size (£m)

£297.66

Yield* (See page2)

2.00 %

XD Dates

Jun 01, Mar 01, Dec 01, Sep 01

Last Distribution

01/06/21 (XD Date)

30/07/21 (Pay Date)

0.37(Distribution)

OCF

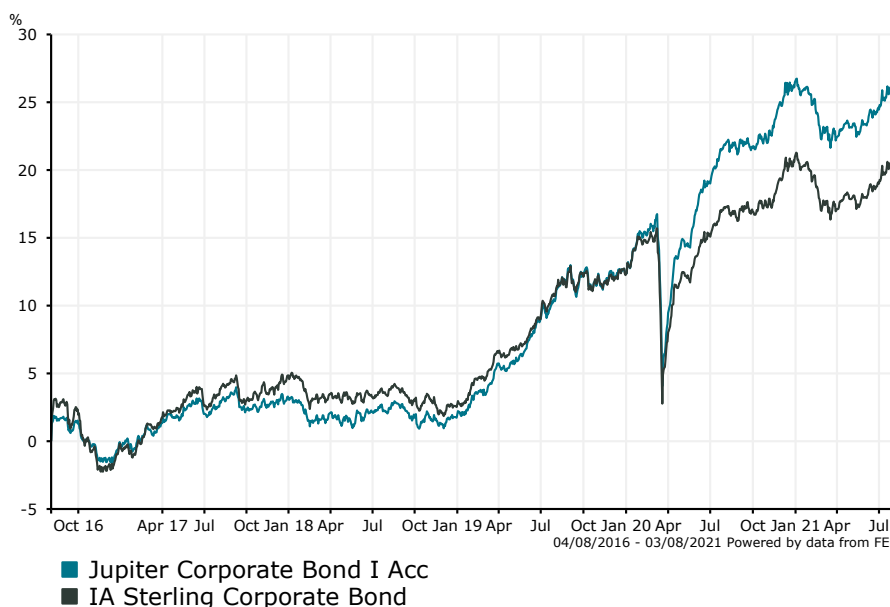
0.49 %

Fund Aim

Objective: The objective of the Fund is to provide income with the prospect of capital growth, in order to achieve a return, net of fees, higher than the IA Sterling Corporate Bond Sector average over the long term (at least five years). Policy: At least 70% of the Fund is invested in fixed interest securities issued by companies based anywhere in the world. Up to 30% of the Fund may be invested in other assets, including open-ended funds (including funds managed by Jupiter and its associates), cash and near cash.

Sector: IA Sterling Corporate Bond

Performance


Morningstar Analyst Rating

N/A

FE Crown Rating

Discrete Performance - 12 months to 31/12/20

	2020	2019	2018	2017	2016
Fund	12.55	10.46	-1.52	3.37	7.64
Stock Sector Average	7.77	9.49	-2.22	5.06	9.08

Cumulative Performance to 31/07/21

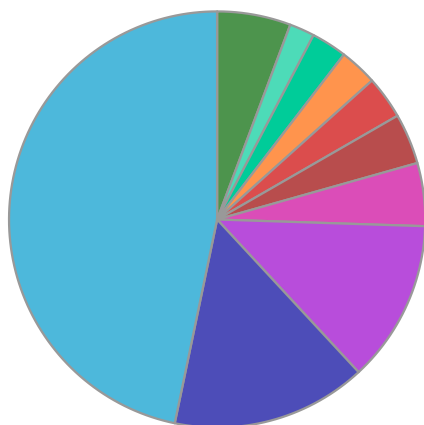
	1 Yr	2 Yrs	3 Yrs	4 Yrs	5 Yrs
Fund	3.44	14.28	23.38	22.94	25.76
Stock Sector Average	2.77	8.87	16.53	16.49	20.33

Performance Analysis - Annualised 3 years

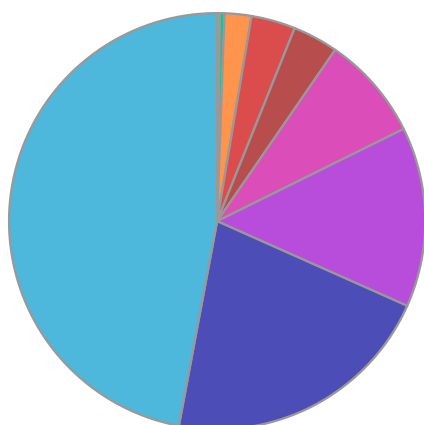
	Growth Rate %	Volatility	Alpha	Beta	Sharpe
Fund	7.25	6.16	1.78	1.03	0.61
Stock Sector Average	5.23	5.88	0.00	1.00	0.29

Jupiter Corporate Bond I Acc

Fund Composition



	(%)
UK	46.73
Namibia	15.16
USA	12.59
Germany	4.89
Australia	3.93
France	3.33
Money Market	2.93
Italy	2.76
Czech Republic	1.95
Others	5.72



	(%)
BBB	47.06
AAA	21.27
A	13.98
AA	8.09
BB	3.52
B	3.43
Others	2.08
CCC	0.35
Non-Rated	0.22

Largest Holdings

Holdings	(%)
HM TREASURY UNITED KINGDOM DMO 0.625% CONV GILT 22/10/50 GBP0.01	6.16
INTERNATIONAL BANK FOR RECONSTRUCTION AND DEVELOPMENT 0.75% 15/12/26	3.15
ABP 6.25% 14/12/26	2.92
INTERNATIONAL DEVELOPMENT ASSOCIATION 0.357% 22/09/27	2.30
EUROPEAN INVESTMENT BANK 6% BDS 7/12/2028 GBP1000	2.15

Holdings	(%)
JOHNSON & JOHNSON 2.9% BDS 15/01/28 USD2000	2.03
EUROPEAN INVESTMENT BANK 0% BDS 7/12/28 GBP1000	1.96
INTERNATIONAL BANK FOR RECONSTRUCTION AND DEVELOPMENT 1% 21/12/29	1.93
BHP BILLITON FINANCE 6.5% SUB NC7 RST NTS 22/10/77 GBP100000	1.87
KFW 1.375 Dec 9 2024 (BASKET EXPANSION)	1.83

* Data supplied by fund managers regarding fixed interests funds may not specify yield type. As the provision of redemption yield is an FCA regulatory requirement Novia assumes these are used.

Important Information

Performance details and yields are as at 31/07/2021. Performance figures are inclusive of net reinvested income. Source: FE. This document is designed only for professional investors and experienced advisers. The value of investments and the income gained may fluctuate. Investors may not get back the full amount invested. Past performance is not a guide to the future.