

## GS GIMIAstInPfl R (GBP PH) £

### Fund Information

**Sector**

Mixed Asset - Balanced

**Manager's Name**

 David Copsey  
 Shoqat Bunglawala

**Date Manager Appointed**

Dec 2018

**Launch Date**

Mar 2014

**Fund Size (£m)**

£374.63

**Yield\*** (See page2)

0.00 %

**XD Dates**

Dec 14

**Last Distribution**

14/12/20 (XD Date)

14/12/20 (Pay Date)

3.95(Distribution)

**OCF**

0.90 %

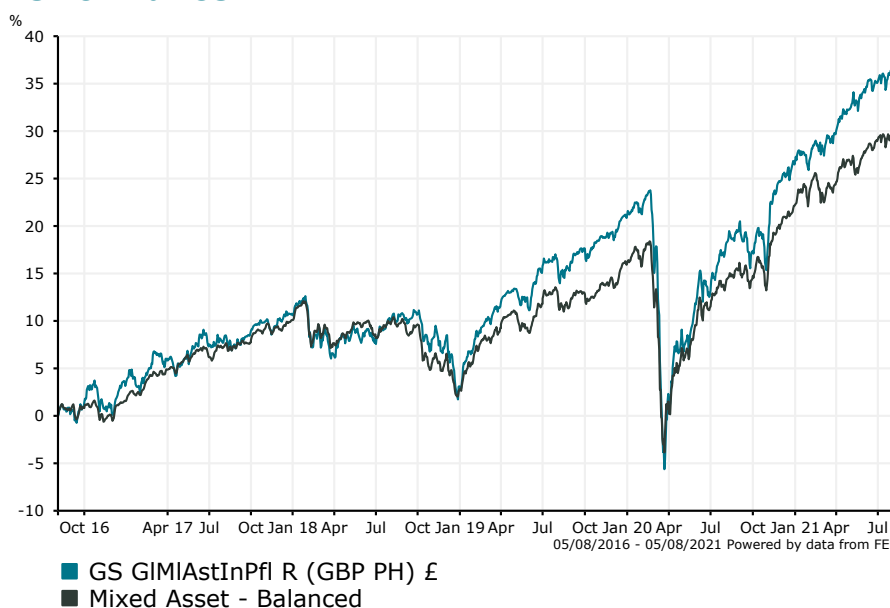
### Fund Aim

The Portfolio seeks total returns consisting of income and capital appreciation over the longer term.

The Portfolio will mostly hold shares or similar instruments relating to companies anywhere in the world and fixed income securities of any type of issuer based anywhere in the world with a focus on higher income yielding, hence below investment grade, fixed income securities. The Investment Adviser will generally seek to hedge the Portfolio's currency exposure back to the US Dollar.

**Sector:** Mixed Asset - Balanced

### Performance


**Morningstar Analyst Rating**

N/A

**FE Crown Rating**


#### Discrete Performance - 12 months to 31/12/20

	2020	2019	2018	2017	2016
Fund	4.66	17.19	-6.91	7.39	14.72
Stock Sector Average	5.37	12.82	-6.67	8.40	5.20

#### Cumulative Performance to 31/07/21

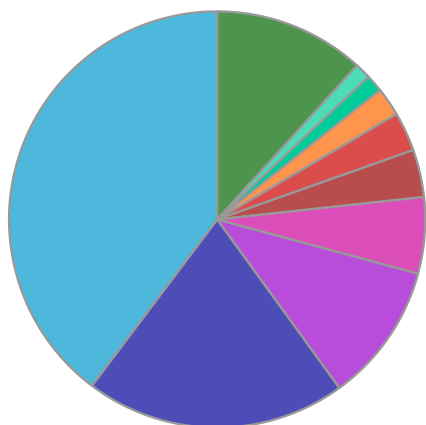
	1 Yr	2 Yrs	3 Yrs	4 Yrs	5 Yrs
Fund	16.62	17.00	23.69	26.45	37.31
Stock Sector Average	14.28	14.25	17.85	20.72	29.62

#### Performance Analysis - Annualised 3 years

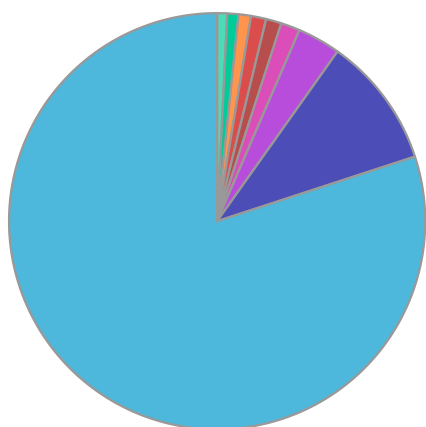
	Growth Rate %	Volatility	Alpha	Beta	Sharpe
Fund	7.35	11.08	0.67	1.20	0.35
Stock Sector Average	5.63	8.98	0.00	1.00	0.24

**GS GIMIAstInPfl R (GBP PH) £**

**Fund Composition**



	(%)
US Corporate Fixed Interest	39.72
US Equities	20.26
Money Market	10.82
US Government Fixed Interest	5.92
UK Equities	3.69
French Equities	3.03
Swiss Equities	2.23
Dutch Equities	1.34
UK Corporate Fixed Interest	1.25
Others	11.73



	(%)
USA	85.30
Money Market	10.82
France	3.57
Netherlands	1.58
Germany	1.28
Italy	1.26
Canada	1.02
Spain	0.93
Australia	0.83
Others	-6.60

**Largest Holdings**

Holdings	(%)
UNITED STATES OF AMER TREAS BILLS 0% TB 27/07/21 USD100	1.77
UNITED STATES OF AMER TREAS BILLS 0% TB 16/12/21 USD100	1.77
MICROSOFT CORP	1.19
JPMORGAN CHASE & CO	1.15
FHLB	1.06

Holdings	(%)
ASTRAZENECA PLC	1.05
BNP PARIBAS SA	0.91
VINCI SA	0.87
BRISTOL-MYERS SQUIBB CO	0.85
CISCO SYSTEMS INC	0.80

\* Data supplied by fund managers regarding fixed interests funds may not specify yield type. As the provision of redemption yield is an FCA regulatory requirement Novia assumes these are used.

**Important Information**

Performance details and yields are as at 31/07/2021. Performance figures are inclusive of net reinvested income. Source: FE. This document is designed only for professional investors and experienced advisers. The value of investments and the income gained may fluctuate. Investors may not get back the full amount invested. Past performance is not a guide to the future.