

Jupiter UK Dynmc Eq I Inc GBP

Fund Information

Sector
Equity - UK

Manager's Name
Luke Kerr

Date Manager Appointed
Jun 2009

Launch Date
Jun 2009

Fund Size (£m)
£443.62

Yield* (See page2)
1.06 %

XD Dates
Jan 04

Last Distribution
04/01/21 (XD Date)
13/01/21 (Pay Date)
0.00(Distribution)

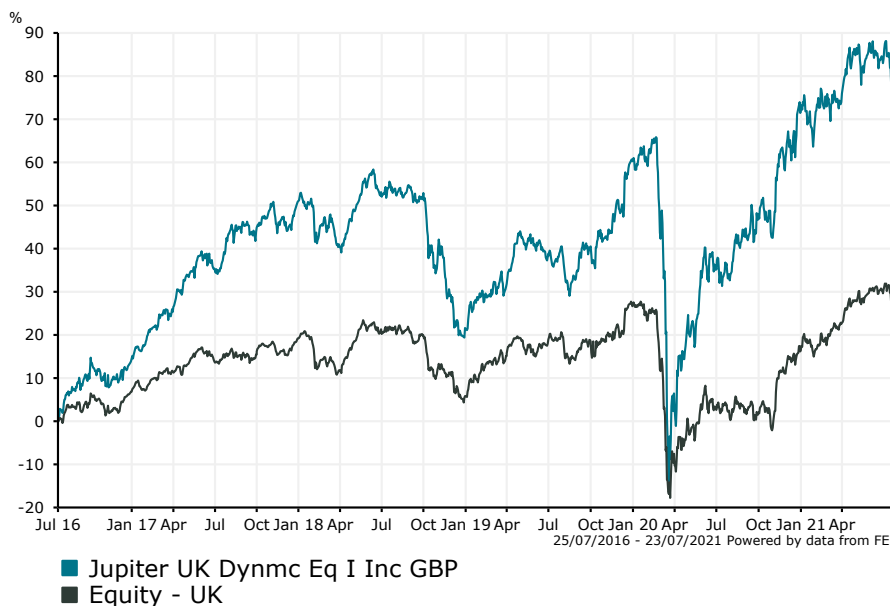
OCF
1.08 %

Fund Aim

The investment objective of the Fund is to achieve capital appreciation by taking long and short positions principally in UK equities outside the FTSE 100 Index. In seeking to achieve its investment objective, the fund will aim to deliver a return, net of fees, greater than that of the FTSE 250 ex Investment Trust Index over rolling 3 year periods.

Sector: Equity - UK

Performance



Morningstar Analyst Rating
N/A

FE Crown Rating
★★★★★

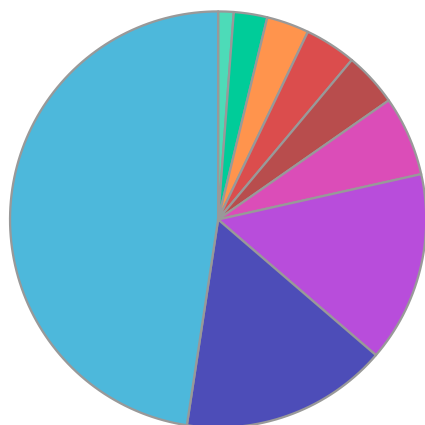
Discrete Performance - 12 months to 31/12/20					
	2020	2019	2018	2017	2016
Fund	6.99	31.77	-19.40	32.39	10.45
Stock Sector Average	-8.28	19.69	-11.23	11.56	8.85

Cumulative Performance to 30/06/21					
	1 Yr	2 Yrs	3 Yrs	4 Yrs	5 Yrs
Fund	34.49	32.55	19.52	35.16	95.98
Stock Sector Average	25.73	9.90	6.87	13.90	35.59

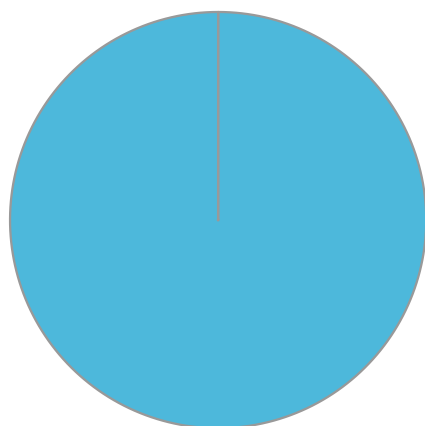
Performance Analysis - Annualised 3 years					
	Growth Rate %	Volatility	Alpha	Beta	Sharpe
Fund	6.12	25.34	4.35	1.32	0.10
Stock Sector Average	2.24	17.70	0.00	1.00	0.00

Jupiter UK Dynmc Eq I Inc GBP

Fund Composition



	(%)
Consumer Discretionary	47.60
Industrials	16.10
Financials	14.80
Technology	6.20
Consumer Staples	4.20
Telecommunications	4.00
Others	3.30
Basic Materials	2.60
Health Care	1.20



	(%)
UK Equities	100.00

Largest Holdings

Holdings	(%)
BOOHOO GROUP PLC	7.30
OSB GROUP PLC	6.20
ELECTROCOMPONENTS PLC	4.90
PERSIMMON	4.40
FUTURE PLC	4.40

Holdings	(%)
THG PLC	4.40
JET2 PLC	3.60
S4 CAPITAL PLC	3.60
WIZZ AIR HLDGS PLC	3.30
GAMMA COMMUNICATIONS PLC	3.00

* Data supplied by fund managers regarding fixed interests funds may not specify yield type. As the provision of redemption yield is an FCA regulatory requirement Novia assumes these are used.

Important Information

Performance details and yields are as at 30/06/2021. Performance figures are inclusive of net reinvested income. Source: FE. This document is designed only for professional investors and experienced advisers. The value of investments and the income gained may fluctuate. Investors may not get back the full amount invested. Past performance is not a guide to the future.