

GS JapEqPartPfl RH A GBP

Fund Information

Sector

Equity - Japan

Manager's Name

Ichiro Kosuge

Date Manager Appointed

May 2015

Launch Date

May 2015

Fund Size (£m)

£235539.10

Yield* (See page2)

0.00 %

XD Dates

N/A

Last Distribution

N/A (XD Date)

N/A (Pay Date)

N/A(Distribution)

OCF

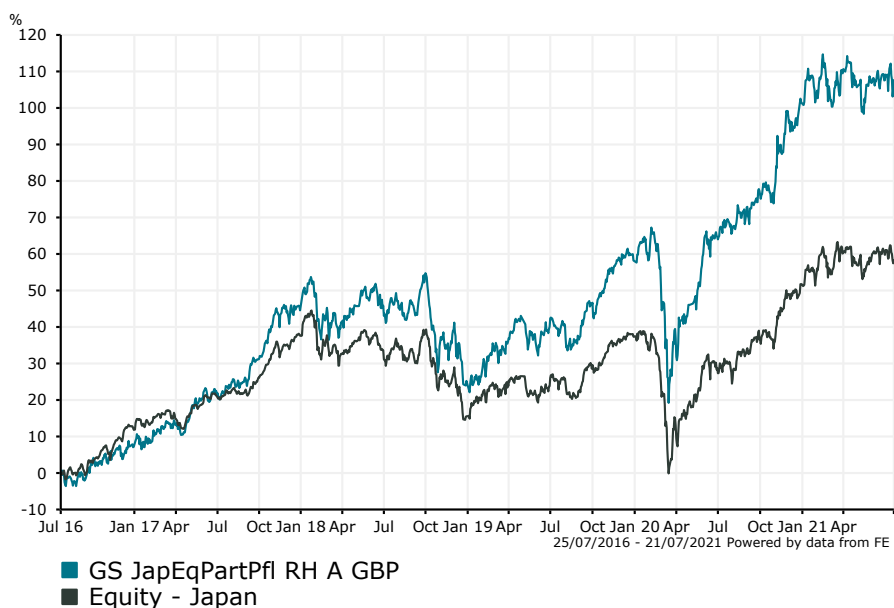
0.95 %

Fund Aim

The Portfolio seeks to provide capital growth over the longer term. The Portfolio will mostly hold shares or similar instruments relating to Japanese companies. Such companies are either based in or earn most of their profits or revenues from Japan. The Portfolio may also invest in companies which are based anywhere in the world.

Sector: Equity - Japan

Performance


Morningstar Analyst Rating

N/A

FE Crown Rating

Discrete Performance - 12 months to 31/12/20

	2020	2019	2018	2017	2016
Fund	27.43	26.34	-13.37	34.88	-4.54
Stock Sector Average	10.51	18.84	-16.03	22.97	4.48

Cumulative Performance to 30/06/21

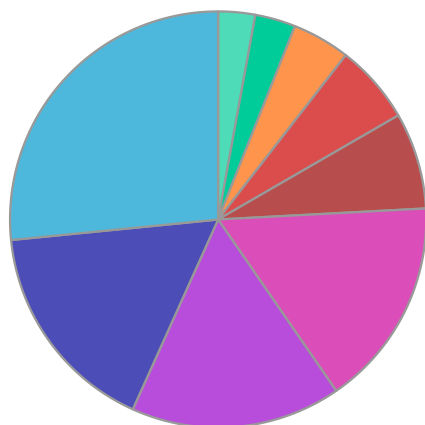
	1 Yr	2 Yrs	3 Yrs	4 Yrs	5 Yrs
Fund	26.00	48.18	42.30	71.25	116.28
Stock Sector Average	24.55	29.62	20.04	32.61	67.77

Performance Analysis - Annualised 3 years

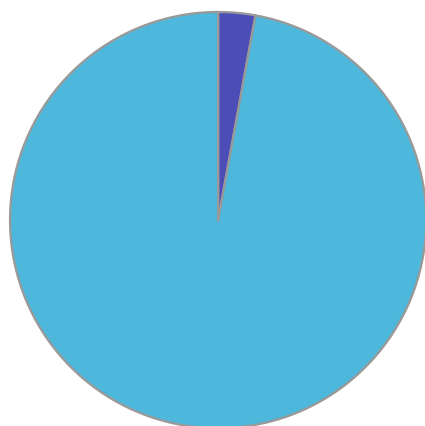
	Growth Rate %	Volatility	Alpha	Beta	Sharpe
Fund	12.48	17.97	5.89	1.04	0.50
Stock Sector Average	6.28	15.85	0.00	1.00	0.18

GS JapEqPartPfl RH A GBP

Fund Composition



	(%)
Industrials	26.57
Health Care	16.70
Consumer Discretionary	16.33
Information Technology	16.24
Financials	7.49
Materials	6.15
Communications	4.49
Consumer Staples	3.15
Money Market	2.87



	(%)
Japanese Equities	97.13
Money Market	2.87

Largest Holdings

Holdings	(%)
HOYA CORP	6.55
SHIN-ETSU CHEMICAL CO	6.15
NIDEC CORP	6.09
RECRUIT HLDGS CO LTD	5.64
SONY GROUP CORP	5.20

Holdings	(%)
OLYMPUS CORP	5.10
NITORI HLDGS CO LTD	5.07
OBIC	4.47
AGC INC	4.26
SMC CORP	4.02

* Data supplied by fund managers regarding fixed interests funds may not specify yield type. As the provision of redemption yield is an FCA regulatory requirement Novia assumes these are used.

Important Information

Performance details and yields are as at 30/06/2021. Performance figures are inclusive of net reinvested income. Source: FE. This document is designed only for professional investors and experienced advisers. The value of investments and the income gained may fluctuate. Investors may not get back the full amount invested. Past performance is not a guide to the future.