

GS Global SmCap Core Eq RSn GBP

Fund Information

Sector

Equity - International

Manager's Name

 Len Ioffe
 Osman Ali
 Takashi Suwabe

Date Manager Appointed

Jan 2007

Launch Date

Jul 2015

Fund Size (£m)

£598.90

Yield* (See page2)

1.99 %

XD Dates

Dec 14

Last Distribution

 14/12/20 (XD Date)
 14/12/20 (Pay Date)
 0.09(Distribution)

OCF

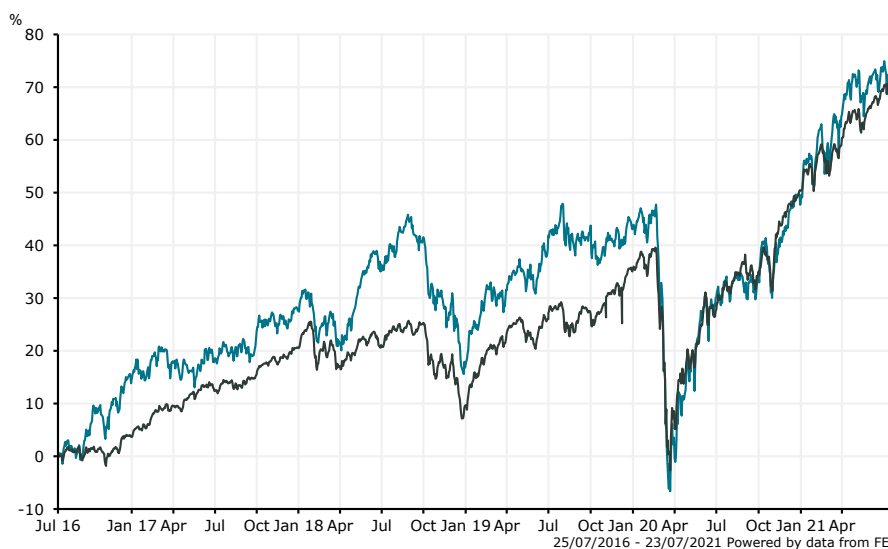
0.82 %

Fund Aim

The Portfolio seeks to provide capital growth over the longer term. The Portfolio will mostly hold shares or similar instruments relating to companies anywhere in the world which have a market capital value no greater than the company with the largest market capital value in the S&P Developed Small Cap Index at the time the investment is made. The Portfolio may also invest in companies which do not meet this requirement. The Portfolio utilises the CORE strategy, a multi-factor proprietary model developed by Goldman Sachs which aims to forecast returns on securities.

Sector: Equity - International

Performance



■ GS Global SmCap Core Eq RSn GBP
 ■ Equity - International

Morningstar Analyst Rating

N/A

FE Crown Rating

Discrete Performance - 12 months to 31/12/20

	2020	2019	2018	2017	2016
Fund	3.25	22.47	-8.52	12.16	32.93
Stock Sector Average	11.40	23.18	-9.02	16.28	7.94

Cumulative Performance to 30/06/21

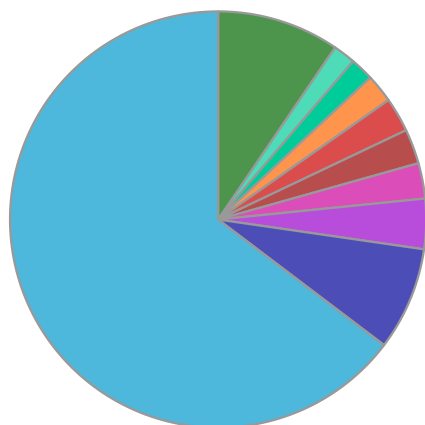
	1 Yr	2 Yrs	3 Yrs	4 Yrs	5 Yrs
Fund	33.00	24.24	26.78	46.75	86.65
Stock Sector Average	32.72	34.29	39.75	50.61	76.24

Performance Analysis - Annualised 3 years

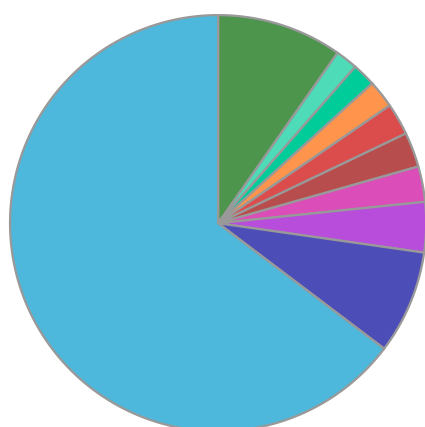
	Growth Rate %	Volatility	Alpha	Beta	Sharpe
Fund	8.23	20.68	-5.11	1.23	0.23
Stock Sector Average	11.80	15.76	0.00	1.00	0.53

GS Global SmCap Core Eq RSn GBP

Fund Composition



	(%)
US Equities	64.69
Japanese Equities	8.02
German Equities	3.90
French Equities	2.75
Dutch Equities	2.70
Canadian Equities	2.67
Swiss Equities	2.21
Australian Equities	1.82
Money Market	1.73
Others	9.51



	(%)
USA	64.71
Japan	8.04
Germany	3.90
France	2.75
Netherlands	2.70
Canada	2.48
Switzerland	2.15
Australia	1.82
Money Market	1.73
Others	9.73

Largest Holdings

Holdings	(%)
ASM INTERNATIONAL NV	1.08
ALLY FINANCIAL INC	1.08
HUBSPOT INC	1.07
EQUITY LIFESTYLE PROPERTIES INC	1.05
JEFFERIES FINANCIAL GROUP INC	1.03

Holdings	(%)
BUCKLE	1.02
SELECT MEDICAL HLDGS CORP	1.02
FIRST INDUSTRIAL REALTY TRUST USD0.01	0.99
UNIVERSAL HEALTH SERVICES INC	0.98
CAMDEN PROPERTY TRUST SBI USD0.01	0.97

* Data supplied by fund managers regarding fixed interests funds may not specify yield type. As the provision of redemption yield is an FCA regulatory requirement Novia assumes these are used.

Important Information

Performance details and yields are as at 30/06/2021. Performance figures are inclusive of net reinvested income. Source: FE. This document is designed only for professional investors and experienced advisers. The value of investments and the income gained may fluctuate. Investors may not get back the full amount invested. Past performance is not a guide to the future.