

JPM Gbl Eq Inc C Hgd Acc £

Fund Information

Sector

IA Global Equity Income

Manager's Name

 Helge Skibeli
 Sam Witherow

Date Manager Appointed

Mar 2018

Launch Date

Aug 2012

Fund Size (£m)

£124.36

Yield* (See page2)

1.90 %

XD Dates

May 04, Feb 01, Nov 02, Aug 03

Last Distribution

04/05/21 (XD Date)

30/07/21 (Pay Date)

1.92(Distribution)

OCF

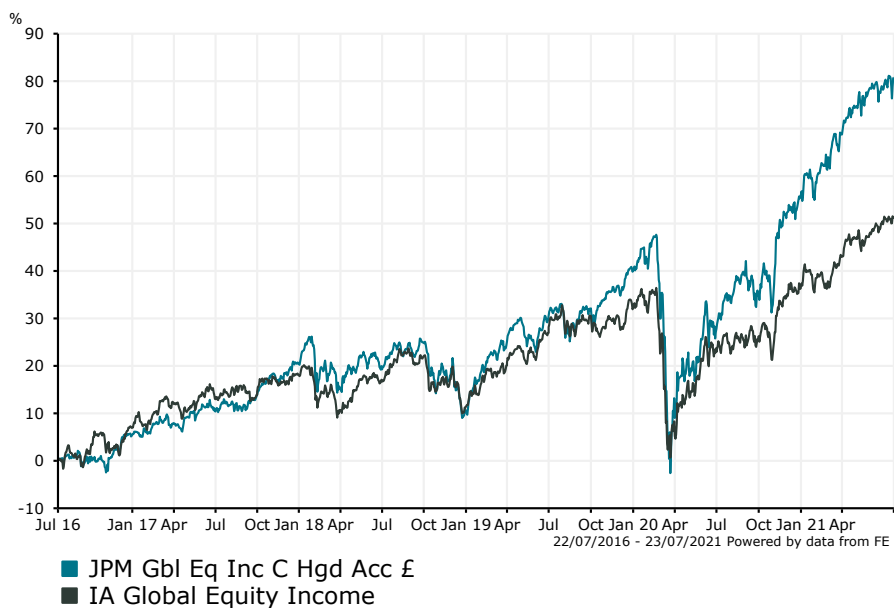
0.90 %

Fund Aim

To provide a portfolio designed to achieve income by investing, at least 80% of the Fund's assets globally, in equities, in any economic sector whilst participating in capital growth over the long-term (5-10 years).

Sector: IA Global Equity Income

Performance



Discrete Performance - 12 months to 31/12/20

	2020	2019	2018	2017	2016
Fund	11.19	26.22	-8.16	14.61	8.68
Stock Sector Average	3.25	18.63	-5.83	10.37	23.21

Cumulative Performance to 30/06/21

	1 Yr	2 Yrs	3 Yrs	4 Yrs	5 Yrs
Fund	40.16	37.43	48.55	61.32	87.15
Stock Sector Average	21.15	18.03	27.98	32.56	58.01

Performance Analysis - Annualised 3 years

	Growth Rate %	Volatility	Alpha	Beta	Sharpe
Fund	14.10	17.21	4.38	1.13	0.62
Stock Sector Average	8.57	13.92	0.00	1.00	0.36

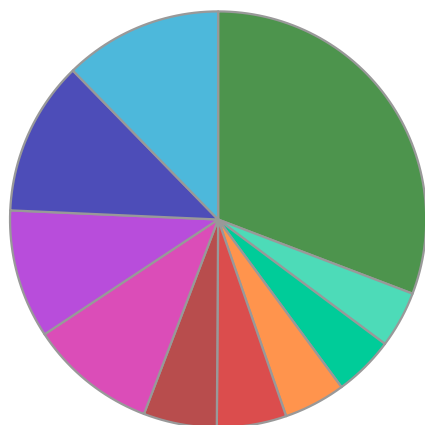
Morningstar Analyst Rating

N/A

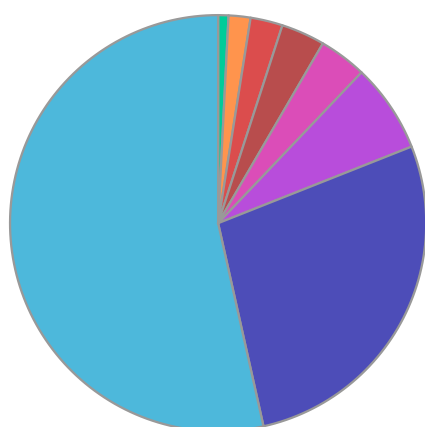
FE Crown Rating


JPM Gbl Eq Inc C Hgd Acc £

Fund Composition



	(%)
Technology	12.30
Banks	12.00
Pharmaceuticals	10.00
Industrial Cyclicals	9.90
Retail	5.70
Consumer Staples	5.40
Software	4.80
Automotive	4.70
Financial Services	4.40
Others	30.80



	(%)
US Equities	53.50
International Equities	27.50
Global Emerging Market Equities	6.90
Canadian Equities	3.70
UK Equities	3.40
Japanese Equities	2.50
Asia Pacific ex Japan Equities	1.70
Money Market	0.80

Largest Holdings

Holdings	(%)
MICROSOFT CORP	4.30
COCA-COLA CO	3.00
ANALOG DEVICES INC	2.80
SAMSUNG ELECTRONICS CO	2.40
MASTERCARD INC	2.40

Holdings	(%)
NOVO-NORDISK AS	2.30
ABBVIE INC	2.20
TAIWAN SEMICONDUCTOR CO	2.10
WELLS FARGO & CO	2.10
PROLOGIS INC	2.10

* Data supplied by fund managers regarding fixed interests funds may not specify yield type. As the provision of redemption yield is an FCA regulatory requirement Novia assumes these are used.

Important Information

Performance details and yields are as at 30/06/2021. Performance figures are inclusive of net reinvested income. Source: FE. This document is designed only for professional investors and experienced advisers. The value of investments and the income gained may fluctuate. Investors may not get back the full amount invested. Past performance is not a guide to the future.