

ASI MMgr Bal Mgd Pfl I Inc

Fund Information

Sector

IA Mixed Investment 40-85% Shares

Manager's Name

Multi Manager Strategies Team

Date Manager Appointed

Nov 2018

Launch Date

Oct 2012

Fund Size (£m)

£26.63

Yield* (See page2)

0.90 %

XD Dates

Nov 02, May 01

Last Distribution

02/11/20 (XD Date)

31/12/20 (Pay Date)

0.91(Distribution)

OCF

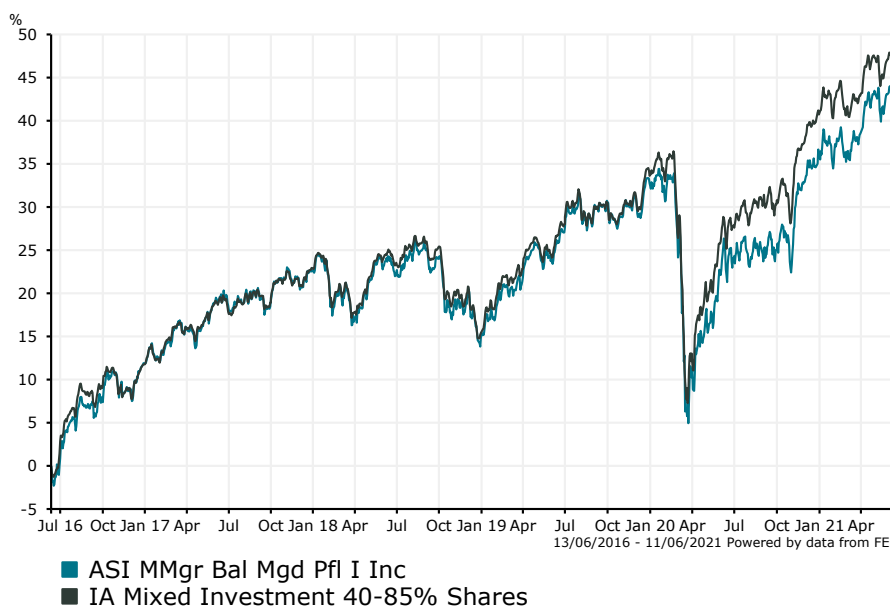
1.29 %

Fund Aim

To generate growth over the long term (5 years or more) by investing in a diversified range of actively managed funds. Performance Target: To exceed the IA Mixed Investment 40-85% Shares Sector Average return over one year (after charges). The Performance Target is the level of performance the management team hopes to achieve for the fund. There is however no certainty or promise that they will achieve the Performance Target. The Manager believes that this is an appropriate target for the fund based on the investment policy of the fund.

Sector: IA Mixed Investment 40-85% Shares

Performance



Morningstar Analyst Rating

N/A

FE Crown Rating

👑👑👑👑👑

Discrete Performance - 12 months to 31/12/20

	2020	2019	2018	2017	2016
Fund	2.62	15.54	-6.35	9.68	12.48
Stock Sector Average	5.32	15.78	-6.11	9.98	12.87

Cumulative Performance to 31/05/21

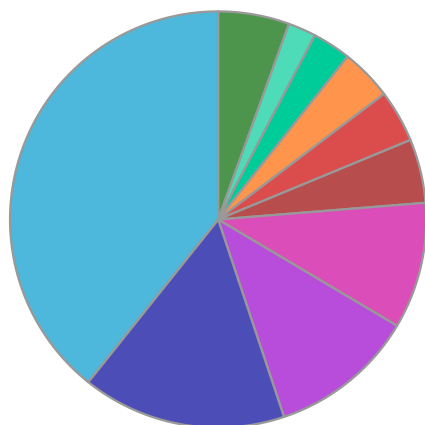
	1 Yr	2 Yrs	3 Yrs	4 Yrs	5 Yrs
Fund	16.56	15.39	16.53	20.53	43.15
Stock Sector Average	16.97	18.27	18.82	23.89	47.53

Performance Analysis - Annualised 3 years

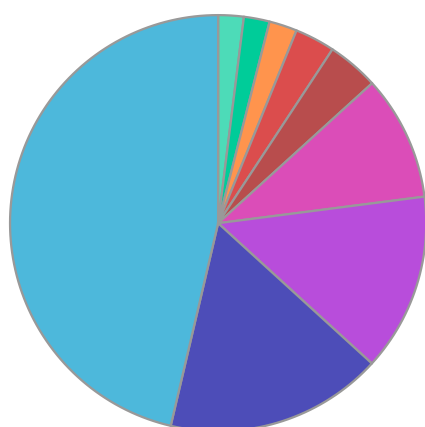
	Growth Rate %	Volatility	Alpha	Beta	Sharpe
Fund	5.23	12.37	-0.97	1.07	0.14
Stock Sector Average	5.92	11.37	0.00	1.00	0.21

ASI MMgr Bal Mgd Pfl I Inc

Fund Composition



	(%)
UK Equities	39.27
Others	15.86
US Equities	11.34
Global Fixed Interest	9.81
Cash & Cash Equivalents	4.96
International Equities	4.07
Japanese Equities	4.00
Eurozone Fixed Interest	2.99
North American Equities	2.17
Others	5.53



	(%)
UK	46.34
International	16.89
USA	13.81
Eurozone	9.70
Japan	4.00
Pacific Basin	3.11
North America	2.17
Ireland	2.00
Luxembourg	1.98

Largest Holdings

Holdings	(%)
FINDLAY PARK FUNDS AMERICAN USD	8.50
LF LINDSELL TRAIN UK EQUITY FUND	8.30
NINETY ONE FUNDS SERIES I - UK ALPHA FUND	5.60
JO HAMBRO - UK DYNAMIC FUND	5.50
Jupiter UK Special Situations Fund	5.10

Holdings	(%)
JUPITER STRATEGIC BOND	5.00
M&G INVESTMENT FUNDS 4 - GLOBAL MACRO BOND FUND	5.00
INVESCO PAN EUROPEAN EQUITY E ACC EUR	4.00
FIRST SENTIER INVESTORS ICVC - FSSA ASIA FOCUS FUND	3.80
EDGEWOOD L SELECT - US SELECT GROWTH	3.20

* Data supplied by fund managers regarding fixed interests funds may not specify yield type. As the provision of redemption yield is an FCA regulatory requirement Novia assumes these are used.

Important Information

Performance details and yields are as at 31/05/2021. Performance figures are inclusive of net reinvested income. Source: FE. This document is designed only for professional investors and experienced advisers. The value of investments and the income gained may fluctuate. Investors may not get back the full amount invested. Past performance is not a guide to the future.