

ASI MMgr Eq Managed Pfl I Acc

Fund Information

Sector

IA Flexible Investment

Manager's Name

Multi Manager Strategies Team

Date Manager Appointed

Nov 2018

Launch Date

Oct 2012

Fund Size(£m)

£111.49

Yield* (See page2)

1.00 %

XD Dates

Nov 02

Last Distribution

02/11/20 (XD Date)

31/12/20 (Pay Date)

2.18(Distribution)

OCF

1.26 %

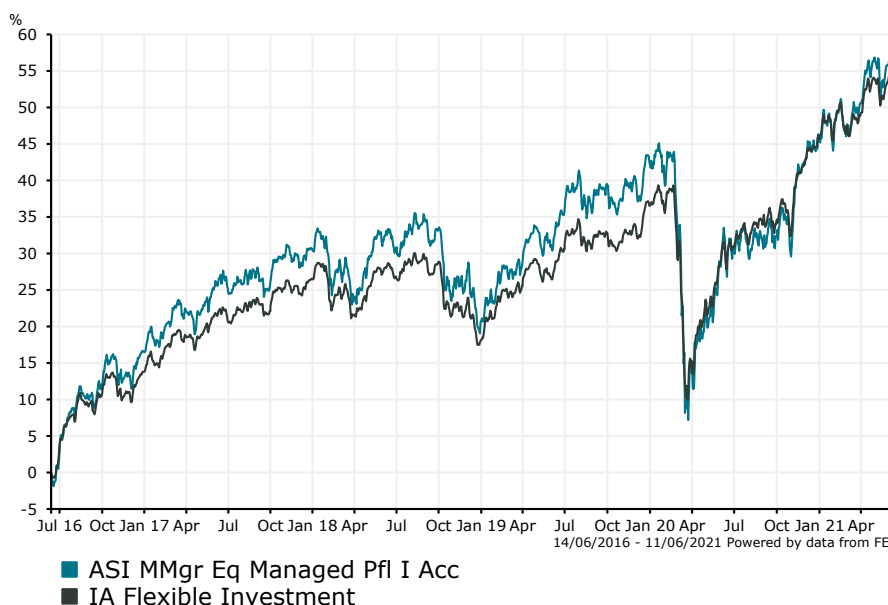
Fund Aim

To generate growth over the long term (5 years or more) by investing in a diversified range of funds.

Performance Target: To exceed the IA Flexible Investment Sector Average return over one year (after charges). The Performance Target is the level of performance the management team hopes to achieve for the fund. There is however no certainty or promise that they will achieve the Performance Target. The Manager believes this is an appropriate target for the fund based on the investment policy of the fund.

Sector: IA Flexible Investment

Performance


Morningstar Analyst Rating

N/A

FE Crown Rating

Discrete Performance - 12 months to 31/12/20

	2020	2019	2018	2017	2016
Fund	2.29	18.25	-7.77	12.15	15.57
Stock Sector Average	6.70	15.66	-6.72	11.21	13.82

Cumulative Performance to 31/05/21

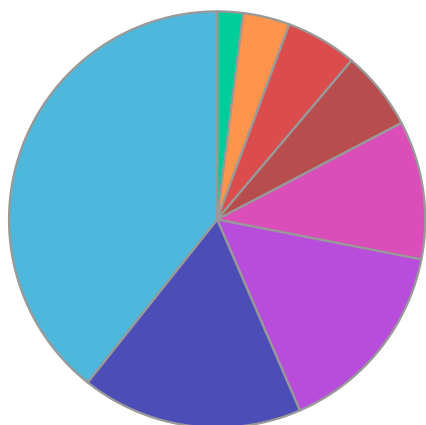
	1 Yr	2 Yrs	3 Yrs	4 Yrs	5 Yrs
Fund	20.81	18.76	18.88	24.59	55.40
Stock Sector Average	19.53	21.16	20.66	26.47	53.56

Performance Analysis - Annualised 3 years

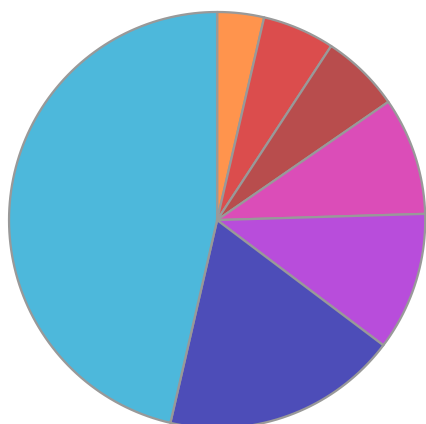
	Growth Rate %	Volatility	Alpha	Beta	Sharpe
Fund	5.93	14.83	-1.84	1.26	0.16
Stock Sector Average	6.46	11.55	0.00	1.00	0.26

ASI MMgr Eq Managed Pfl I Acc

Fund Composition



	(%)
UK Equities	39.31
Others	17.20
US Equities	15.42
International Equities	10.75
Japanese Equities	6.15
Cash & Cash Equivalents	5.53
North American Equities	3.63
Eurozone Equity	2.01



	(%)
UK	46.39
USA	18.33
International	10.75
Eurozone	9.14
Japan	6.15
Pacific Basin	5.60
North America	3.63

Largest Holdings

Holdings	(%)
FINDLAY PARK FUNDS AMERICAN USD	10.10
ASI AMERICAN EQUITY TRACKER FUND	6.20
LF LINDSELL TRAIN UK EQUITY FUND	5.80
FIRST SENTIER INVESTORS ICVC - FSSA ASIA FOCUS FUND	5.80
FEDERATED HERMES ASIA EX-JAPAN EQUITY FUND	5.60

Holdings	(%)
EDGEWOOD L SELECT - US SELECT GROWTH	5.60
INVESCO PAN EUROPEAN EQUITY E ACC EUR	5.20
FUNDSMITH EQUITY FUND	4.80
FIRST SENTIER INVESTORS ICVC - FIRST SENTIER GLOBAL LISTED INFRASTRUCTURE FUND	4.20
Jupiter UK Special Situations Fund	4.10

* Data supplied by fund managers regarding fixed interests funds may not specify yield type. As the provision of redemption yield is an FCA regulatory requirement Novia assumes these are used.

Important Information

Performance details and yields are as at 31/05/2021. Performance figures are inclusive of net reinvested income. Source: FE. This document is designed only for professional investors and experienced advisers. The value of investments and the income gained may fluctuate. Investors may not get back the full amount invested. Past performance is not a guide to the future.