

## ASI Diversified Growth I Inc

### Fund Information

**Sector**  
IA Specialist

**Manager's Name**  
Diversified Assets Team

**Date Manager Appointed**  
Mar 2018

**Launch Date**  
Sep 2015

**Fund Size(£m)**  
£733.13

**Yield\*** (See page2)  
3.00 %

**XD Dates**  
Nov 02

**Last Distribution**  
02/11/20 (XD Date)  
31/12/20 (Pay Date)  
3.18(Distribution)

**OCF**  
0.65 %

**Morningstar Analyst Rating**

N/A

**FE Crown Rating**



### Fund Aim

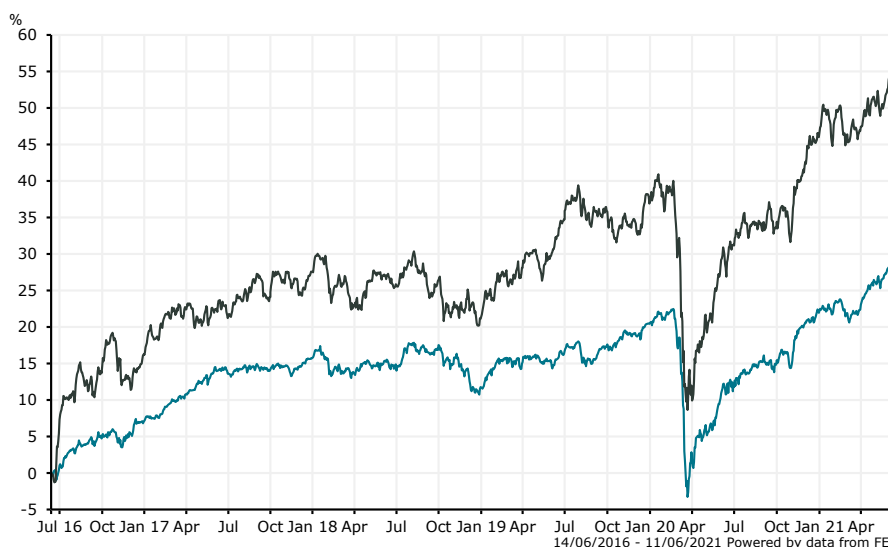
To generate a positive return through capital growth and some income over the long term (5 years or more) by investing in a globally diversified portfolio of assets whilst reducing the risk of losses.

Invested capital is however at risk and there is no guarantee that this will be attained over any time period. Performance Target: To exceed the return on cash deposits (as currently measured by a benchmark of 1 Month GBP LIBOR) by 5% per annum over rolling five year periods (before charges).

The Performance Target is the level of performance the management team hopes to achieve for the fund. There is however no certainty or promise that they will achieve the Performance Target. The Performance Target has been chosen as a proxy for the return on cash deposits.

**Sector:** IA Specialist

### Performance



■ ASI Diversified Growth I Inc  
■ IA Specialist

#### Discrete Performance - 12 months to 31/12/20

	2020	2019	2018	2017	2016
Fund	1.26	7.75	-3.39	8.13	7.47
Stock Sector Average	6.65	13.04	-5.05	9.73	26.17

#### Cumulative Performance to 31/05/21

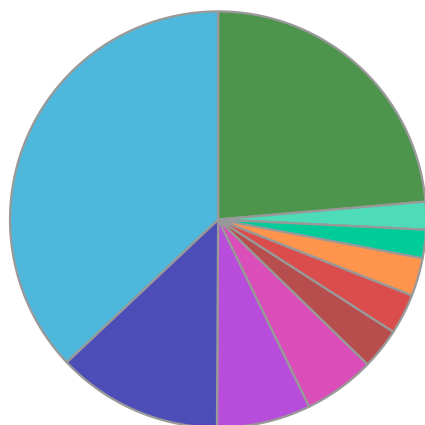
	1 Yr	2 Yrs	3 Yrs	4 Yrs	5 Yrs
Fund	16.91	10.96	11.36	12.47	26.56
Stock Sector Average	20.36	17.70	20.22	24.94	55.77

#### Performance Analysis - Annualised 3 years

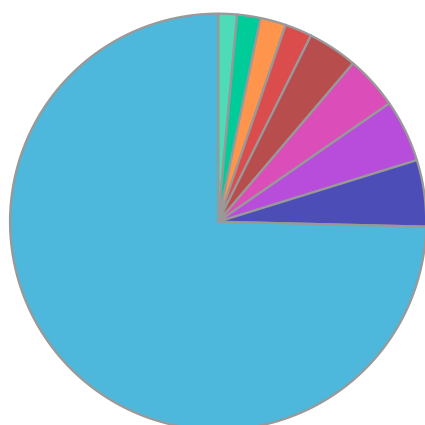
	Growth Rate %	Volatility	Alpha	Beta	Sharpe
Fund	3.65	9.55	-0.83	0.70	0.02
Stock Sector Average	6.33	12.54	0.00	1.00	0.23

**ASI Diversified Growth I Inc**

**Fund Composition**



	(%)
UK Equities	37.03
US Equities	12.88
UK Fixed Interest	7.29
Money Market	5.54
Futures	3.18
Irish Fixed Interest	3.13
Luxembourg Fixed Interest	2.96
Mexican Government Fixed Interest	2.21
Indonesian Government Fixed Interest	2.15
Others	23.63



	(%)
UK	88.51
Luxembourg	6.12
Ireland	5.75
Germany	4.91
Japan	4.59
Guernsey	2.49
Mexico	2.36
Indonesia	2.15
South Africa	1.73
Others	-18.60

**Largest Holdings**

Holdings	(%)
TWENTYFOUR ASSET BACKED OPPORTUNITIES FUND	7.00
ASI UK MID-CAP EQUITY FUND	3.30
FAIR OAKS DYNAMIC CREDIT FUND	2.90
GREENCOAT UK WIND PLC	2.70
3I INFRASTRUCTURE PLC	2.40

Holdings	(%)
BIOPHARMA CREDIT	2.30
HICL INFRASTRUCTURE CO LTD	2.20
BURFORD CAPITAL LTD	2.10
JOHN LAING GROUP PLC	1.70
S&P EMINI JUN21 FUTURE	1.60

\* Data supplied by fund managers regarding fixed interests funds may not specify yield type. As the provision of redemption yield is an FCA regulatory requirement Novia assumes these are used.

**Important Information**

Performance details and yields are as at 31/05/2021. Performance figures are inclusive of net reinvested income. Source: FE. This document is designed only for professional investors and experienced advisers. The value of investments and the income gained may fluctuate. Investors may not get back the full amount invested. Past performance is not a guide to the future.