

VT Grrwy Mul Ast Bld I I£

Fund Information

Sector

IA Mixed Investment 20-60% Shares

Manager's Name

Mark Harris

Date Manager Appointed

Oct 2011

Launch Date

Aug 2012

Fund Size(£m)

£18.52

Yield* (See page2)

2.15 %

XD Dates

Mar 31, Sep 30

Last Distribution

31/03/21 (XD Date)

28/05/21 (Pay Date)

0.00(Distribution)

OCF

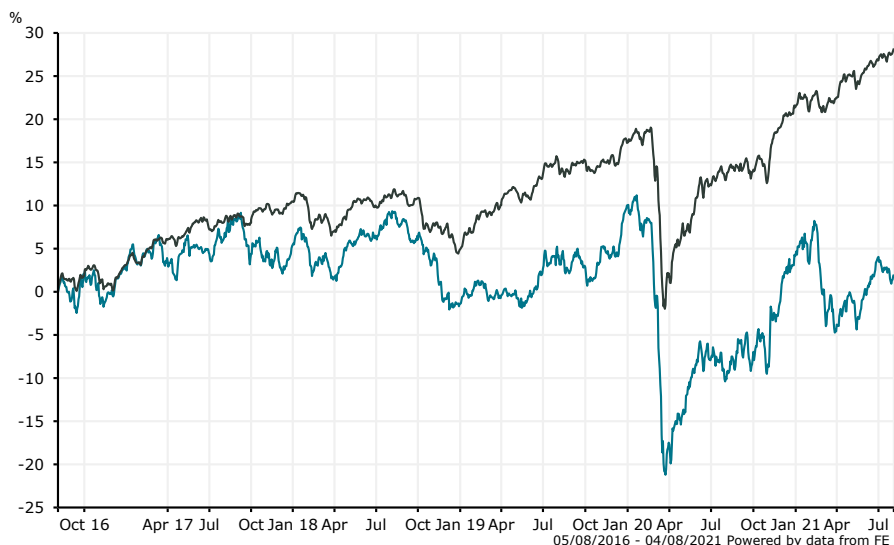
1.71 %

Fund Aim

The Fund is a UK domiciled UCITS fund, which seeks to achieve consistent long-term returns from both capital and income by investing across a balanced global portfolio of assets. The Fund invests in a balanced and diversified global multi asset portfolio and seeks to achieve above-average returns for a commensurate level of risk.

Sector: IA Mixed Investment 20-60% Shares

Performance



■ VT Grrwy Mul Ast Bld I I£
■ IA Mixed Investment 20-60% Shares

Morningstar Analyst Rating

N/A

FE Crown Rating

Discrete Performance - 12 months to 31/12/20

	2020	2019	2018	2017	2016
Fund	-5.35	11.56	-6.37	2.36	5.91
Stock Sector Average	3.51	11.84	-5.10	7.16	10.32

Cumulative Performance to 31/07/21

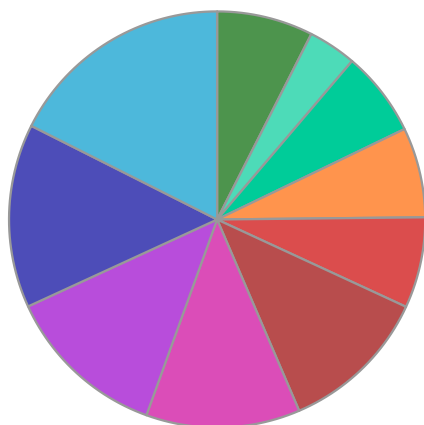
	1 Yr	2 Yrs	3 Yrs	4 Yrs	5 Yrs
Fund	13.07	-3.71	-7.12	-4.28	1.26
Stock Sector Average	12.94	10.38	14.66	18.12	27.90

Performance Analysis - Annualised 3 years

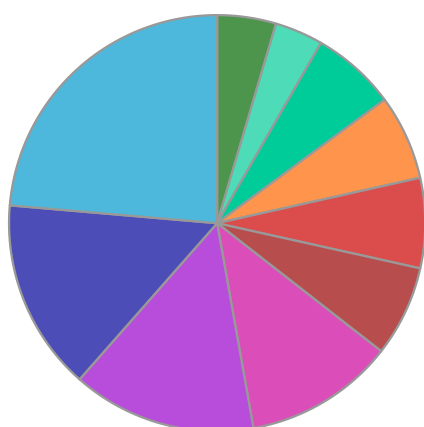
	Growth Rate %	Volatility	Alpha	Beta	Sharpe
Fund	-2.43	15.89	-8.31	1.50	-0.01
Stock Sector Average	4.67	9.01	0.00	1.00	0.13

VT Grrwy Mul Ast Bld I I£

Fund Composition



	(%)
Telecom, Media & Technology	17.57
Cash & Cash Equivalents	14.29
International Equities	12.62
International Fixed Interest	11.97
Equities	11.66
Europe ex UK Equities	7.06
Japanese Equities	6.99
China Equities	6.61
India Equities	3.75
Others	7.48



	(%)
International Equities	23.63
Global Fixed Interest	14.87
Cash & Cash Equivalents	14.29
UK Equities	11.66
Europe ex UK Equities	7.06
Japanese Equities	6.99
Chinese Equities	6.61
Global Emerging Market Equities	6.56
Indian Equities	3.75
Others	4.57

Largest Holdings

Holdings	(%)
Garraway Global Equity A GBP	12.62
POLAR CAPITAL GLOBAL TECHNOLOGY I GBP	11.01
BLACKROCK EUROPEAN DYNAMIC FD ACC	7.06
VPC SPECIALTY LENDING INVESTMENTS PLC ORD GBP 0.01	7.04
LEGG MASON IF JAPAN EQUITY X	6.99

Holdings	(%)
HEREFORD FUNDS BIN YUAN GREATER CHINA BI USD	6.61
HANETF ICAV EMQQ EMRG MKT INT ECOMM UCITS ETF CHF A	6.56
FIDELITY UK OPPORTUNITIES W ACC	5.56
GARRAWAY VT GARRAWAY UK EQUITY MARKET F INC	4.99
STRATTON STREET UCITS SICAV	4.92

* Data supplied by fund managers regarding fixed interests funds may not specify yield type. As the provision of redemption yield is an FCA regulatory requirement Novia assumes these are used.

Important Information

Performance details and yields are as at 31/07/2021. Performance figures are inclusive of net reinvested income. Source: FE. This document is designed only for professional investors and experienced advisers. The value of investments and the income gained may fluctuate. Investors may not get back the full amount invested. Past performance is not a guide to the future.