

ASI Diversified Income I Inc

Fund Information

Sector

IA Mixed Investment 20-60% Shares

Manager's Name

Diversified Assets Team

Date Manager Appointed

Mar 2018

Launch Date

Oct 2012

Fund Size(£m)

£180.96

Yield* (See page2)

4.50 %

XD Dates

May 04, Apr 01, Mar 01, Feb 01

Last Distribution

04/05/21 (XD Date)

28/05/21 (Pay Date)

0.39(Distribution)

OCF

0.77 %

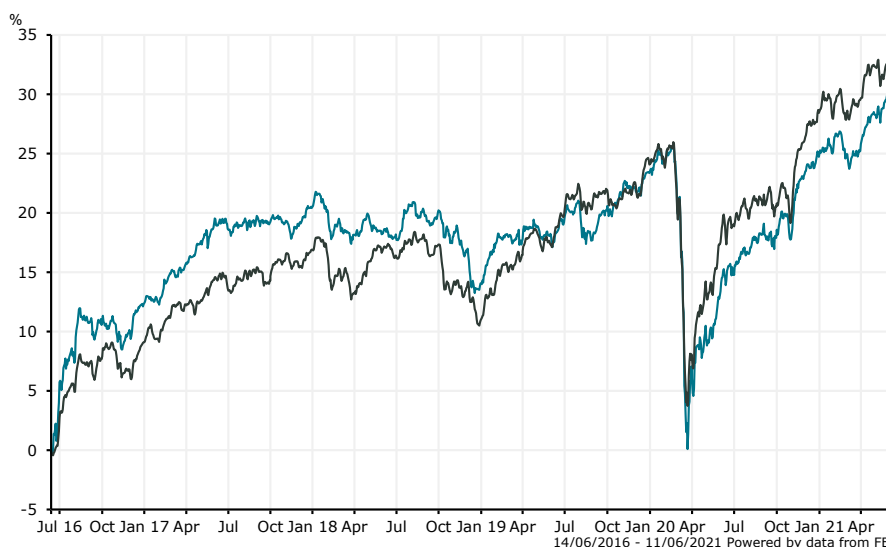
Fund Aim

To generate a positive return through income and some capital growth over the long term (5 years or more) by investing in a globally diversified portfolio of assets whilst reducing the risk of losses.

Invested capital is however at risk and there is no guarantee that this will be attained over any time period. Performance Target: To exceed the return of 1 Month GBP LIBOR by 5% per annum over rolling five year periods (before charges). The Performance Target is the level of performance that the management team hopes to achieve for the fund. There is however no certainty or promise that they will achieve the Performance Target. 1 Month GBP LIBOR has been chosen as a proxy for the return on cash deposits.

Sector: IA Mixed Investment 20-60% Shares

Performance



■ ASI Diversified Income I Inc
■ IA Mixed Investment 20-60% Shares

Morningstar Analyst Rating

N/A

FE Crown Rating



Discrete Performance - 12 months to 31/12/20

	2020	2019	2018	2017	2016
Fund	1.11	8.14	-5.27	7.24	13.75
Stock Sector Average	3.51	11.84	-5.10	7.16	10.32

Cumulative Performance to 31/05/21

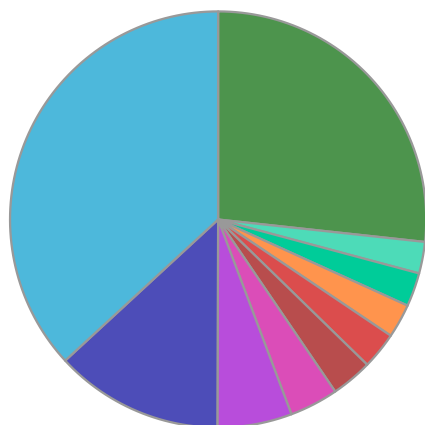
	1 Yr	2 Yrs	3 Yrs	4 Yrs	5 Yrs
Fund	15.34	10.18	9.96	9.52	28.99
Stock Sector Average	13.05	13.07	13.65	16.03	32.52

Performance Analysis - Annualised 3 years

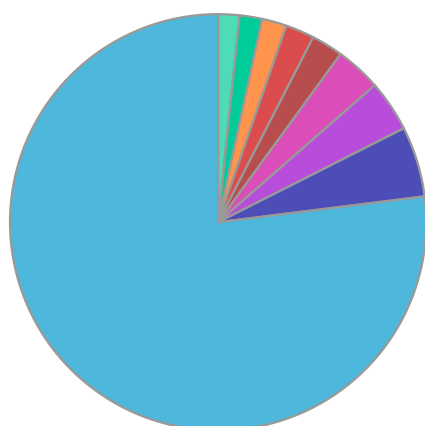
	Growth Rate %	Volatility	Alpha	Beta	Sharpe
Fund	3.22	8.70	-0.66	0.90	0.00
Stock Sector Average	4.36	9.01	0.00	1.00	0.10

ASI Diversified Income I Inc

Fund Composition



	(%)
UK Equities	36.86
US Equities	13.08
UK Fixed Interest	5.79
Irish Fixed Interest	3.78
Money Market	3.20
Cash & Cash Equivalents	2.86
Indonesian Government Fixed Interest	2.64
Mexican Government Fixed Interest	2.62
American Emerging Government Fixed Interest	2.45
Others	26.72



	(%)
UK	90.44
Ireland	6.43
Japan	4.68
Guernsey	4.16
Mexico	2.89
Indonesia	2.64
Brazil	2.25
South Africa	2.05
Luxembourg	1.94
Others	-17.47

Largest Holdings

Holdings	(%)
TWENTYFOUR ASSET BACKED OPPORTUNITIES FUND	5.00
TWENTYFOUR INCOME LIMITED ORD RED 1P	2.70
3I INFRASTRUCTURE PLC	2.50
GREENCOAT UK WIND PLC	2.50
BIOPHARMA CREDIT	2.20

Holdings	(%)
HICL INFRASTRUCTURE CO LTD	2.10
S&P EMINI JUN21 FUTURE	2.00
FAIR OAKS DYNAMIC CREDIT FUND	1.90
SEQUOIA ECONOMIC INFRASTRUCTURE	1.50
BURFORD CAPITAL LTD	1.30

* Data supplied by fund managers regarding fixed interests funds may not specify yield type. As the provision of redemption yield is an FCA regulatory requirement Novia assumes these are used.

Important Information

Performance details and yields are as at 31/05/2021. Performance figures are inclusive of net reinvested income. Source: FE. This document is designed only for professional investors and experienced advisers. The value of investments and the income gained may fluctuate. Investors may not get back the full amount invested. Past performance is not a guide to the future.