

JPM UK Dynamic C Acc

Fund Information

Sector

IA UK All Companies

Manager's Name

Jonathan Ingram

John Baker

Blake Crawford

Date Manager Appointed

Mar 2007

Launch Date

Oct 2012

Fund Size (£m)

£76.97

Yield* (See page2)

1.68 %

XD Dates

Feb 01, Aug 03

Last Distribution

01/02/21 (XD Date)

30/04/21 (Pay Date)

1.62(Distribution)

OCF

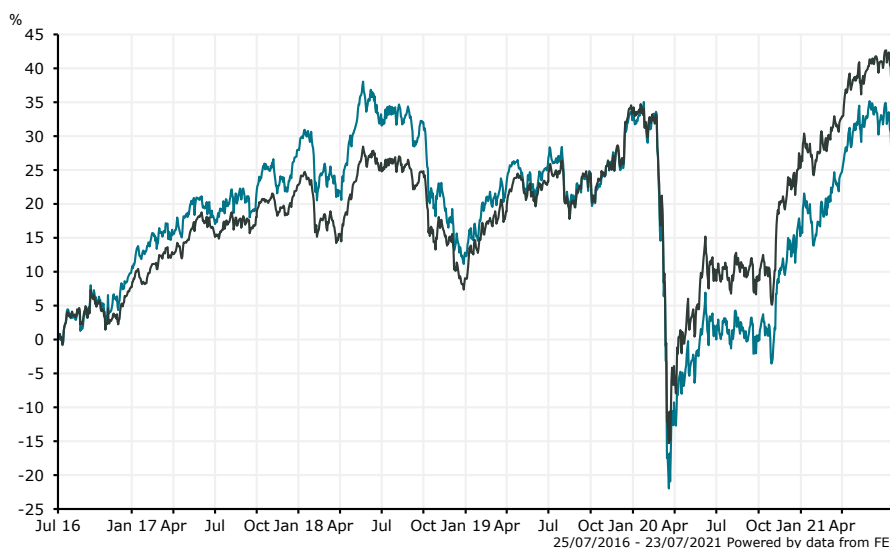
0.85 %

Fund Aim

To maximise capital growth over the long-term (5-10 years) by investing at least 80% of the Fund's assets in UK equities.

Sector: IA UK All Companies

Performance



■ JPM UK Dynamic C Acc
■ IA UK All Companies

Discrete Performance - 12 months to 31/12/20

	2020	2019	2018	2017	2016
Fund	-12.92	17.29	-11.85	16.56	9.75
Stock Sector Average	-6.01	22.24	-11.19	13.99	10.82

Cumulative Performance to 30/06/21

	1 Yr	2 Yrs	3 Yrs	4 Yrs	5 Yrs
Fund	30.16	4.94	-1.13	12.03	37.70
Stock Sector Average	27.66	13.58	11.10	21.18	48.48

Performance Analysis - Annualised 3 years

	Growth Rate %	Volatility	Alpha	Beta	Sharpe
Fund	-0.38	20.14	-3.81	1.06	-0.01
Stock Sector Average	3.57	18.73	0.00	1.00	0.00

Morningstar Analyst Rating

N/A

FE Crown Rating



Morningstar Analyst Rating

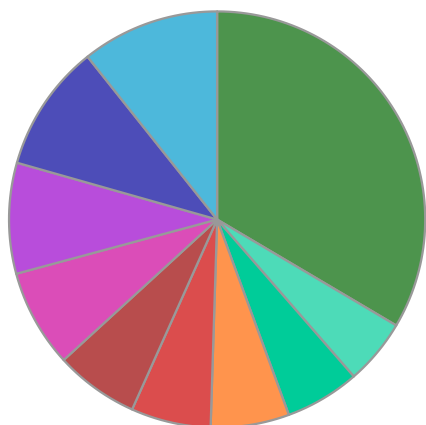
N/A

FE Crown Rating

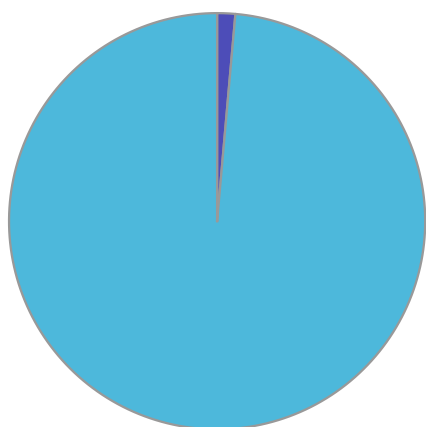


JPM UK Dynamic C Acc

Fund Composition



	(%)
Banks	10.70
Mineral Extraction	9.90
Retail	8.60
Oil & Gas	7.60
Household Goods	6.50
Biotechnology/Medical	6.20
Financial Services	6.10
Transport	5.80
Travel	5.10
Others	33.50



	(%)
UK Equities	98.60
Money Market	1.40

Largest Holdings

Holdings	(%)
ROYAL DUTCH SHELL PLC	4.30
ASTRAZENECA PLC	4.10
RIO TINTO	3.70
BP	3.30
LLOYDS BANKING GROUP PLC	3.20

Holdings	(%)
ASHTREAD GROUP	3.10
BHP GROUP LTD	3.10
ANGLO AMERICAN	3.00
HSBC HLDGS	2.90
UNILEVER PLC	2.40

* Data supplied by fund managers regarding fixed interests funds may not specify yield type. As the provision of redemption yield is an FCA regulatory requirement Novia assumes these are used.

Important Information

Performance details and yields are as at 30/06/2021. Performance figures are inclusive of net reinvested income. Source: FE. This document is designed only for professional investors and experienced advisers. The value of investments and the income gained may fluctuate. Investors may not get back the full amount invested. Past performance is not a guide to the future.