

## JPM Europe Smaller Comp C Inc

### Fund Information

**Sector**

IA European Smaller Companies

**Manager's Name**

 Francesco Conte  
Edward Greaves

**Date Manager Appointed**

Sep 1998

**Launch Date**

Oct 2012

**Fund Size (£m)**

£244.06

**Yield\*** (See page2)

0.29 %

**XD Dates**

Dec 01

**Last Distribution**

01/12/20 (XD Date)

26/02/21 (Pay Date)

0.42(Distribution)

**OCF**

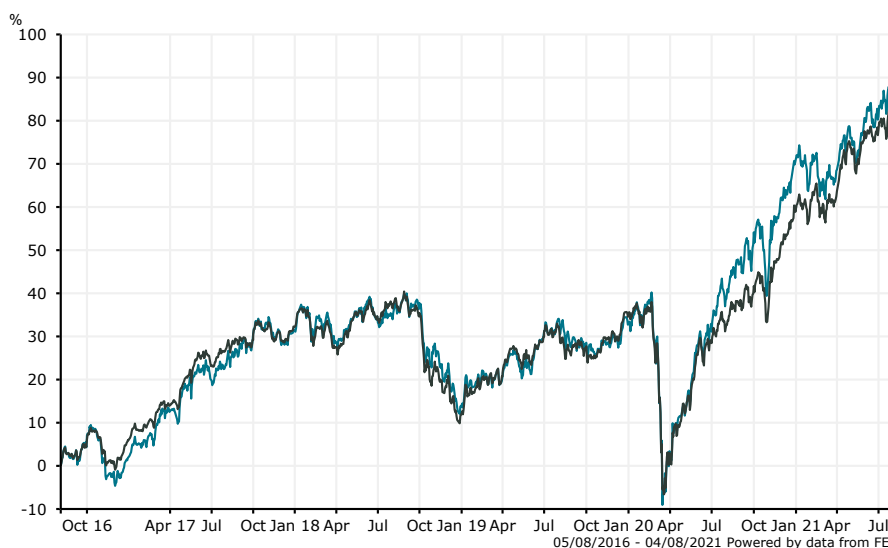
0.90 %

### Fund Aim

To provide capital growth over the long-term (5-10 years) by investing at least 80% of the Fund's assets in small capitalization European companies (excluding the UK).

**Sector:** IA European Smaller Companies

### Performance



■ JPM Europe Smaller Comp C Inc  
■ IA European Smaller Companies

#### Discrete Performance - 12 months to 31/12/20

	2020	2019	2018	2017	2016
Fund	27.99	16.72	-13.43	28.98	15.14
Stock Sector Average	18.09	20.34	-15.46	24.85	14.02

#### Cumulative Performance to 31/07/21

	1 Yr	2 Yrs	3 Yrs	4 Yrs	5 Yrs
Fund	37.36	41.85	41.14	55.24	91.32
Stock Sector Average	39.05	38.78	33.27	45.06	84.14

#### Performance Analysis - Annualised 3 years

	Growth Rate %	Volatility	Alpha	Beta	Sharpe
Fund	12.17	20.97	1.75	1.04	0.41
Stock Sector Average	10.05	19.54	0.00	1.00	0.33

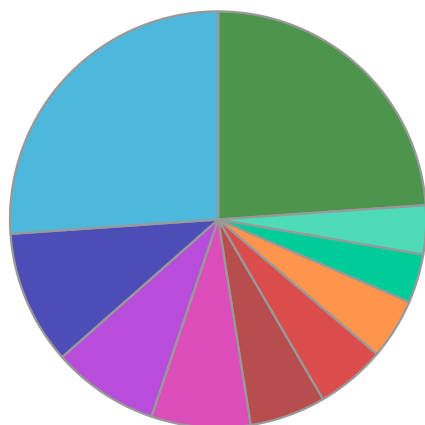
**Morningstar Analyst Rating**

N/A

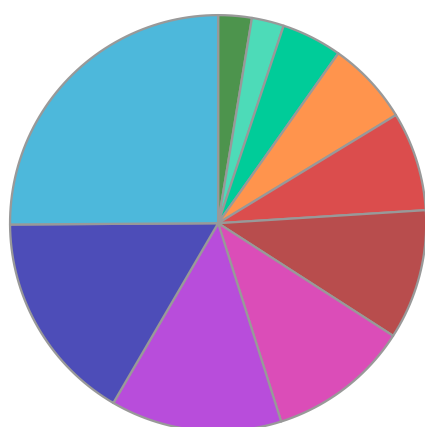
**FE Crown Rating**


**JPM Europe Smaller Comp C Inc**

**Fund Composition**



	(%)
Capital Goods	26.10
Software	10.40
Services	8.30
Automotive	7.70
Food, Beverages and Tobacco	5.90
Biotechnology/Medical	5.40
Retail	4.70
Insurance	3.80
Media	3.80
Others	23.90



	(%)
Swedish Small Cap Equities	25.10
French Small Cap Equities	16.50
Italian Small Cap Equities	13.30
Swiss Small Cap Equities	11.00
Dutch Small Cap Equities	10.10
German Small Cap Equities	7.70
Belgian Small Cap Equities	6.50
Norwegian Small Cap Equities	4.70
Danish Small Cap Equities	2.50
Others	2.60

**Largest Holdings**

Holdings	(%)
BRAVIDA HLDG AB	2.90
NEXANS	2.70
ALTEN	2.50
SIGNIFY NV	2.50
REPLY	2.50

Holdings	(%)
ECKERT & ZIEGLER	2.40
SIEGFRIED HOLDING AG	2.30
IMCD NV	2.30
SWECO AB	2.20
D'IETEREN GROUP	2.10

\* Data supplied by fund managers regarding fixed interests funds may not specify yield type. As the provision of redemption yield is an FCA regulatory requirement Novia assumes these are used.

**Important Information**

Performance details and yields are as at 31/07/2021. Performance figures are inclusive of net reinvested income. Source: FE. This document is designed only for professional investors and experienced advisers. The value of investments and the income gained may fluctuate. Investors may not get back the full amount invested. Past performance is not a guide to the future.