

## JPM US Smlr Cp Grth C Acc

### Fund Information

**Sector**

IA North American Smaller Companies

**Manager's Name**

 Eytan Shapiro  
 Timothy Parton

**Date Manager Appointed**

Nov 1994

**Launch Date**

Oct 2012

**Fund Size (£m)**

£466.26

**Yield\* (See page2)**

0.00 %

**XD Dates**

Dec 01

**Last Distribution**

01/12/20 (XD Date)

26/02/21 (Pay Date)

0.00(Distribution)

**OCF**

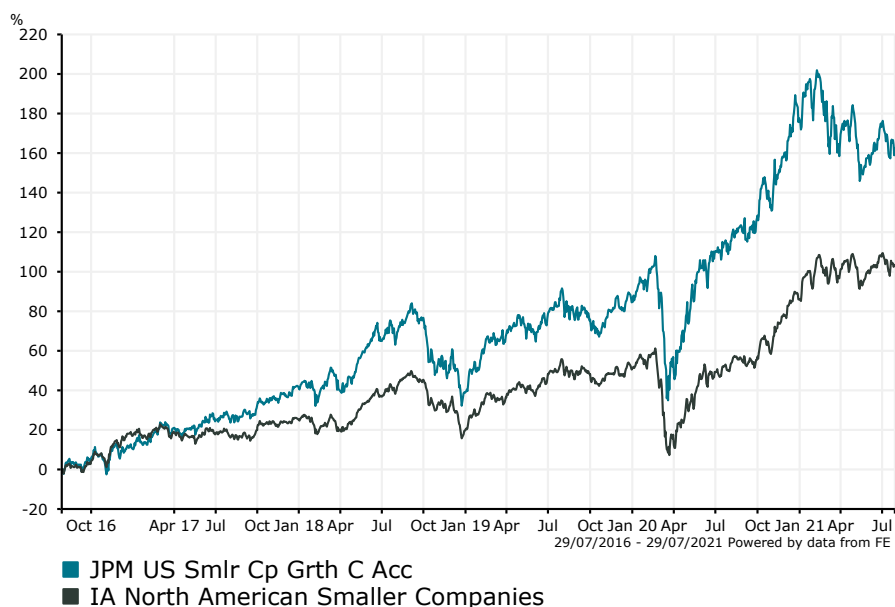
0.75 %

### Fund Aim

To provide capital growth over the long-term (5-10 years) by investing at least 80% of the Fund's assets in a growth style biased portfolio of small capitalisation US companies.

**Sector:** IA North American Smaller Companies

### Performance


**Morningstar Analyst Rating**

N/A

**FE Crown Rating**

**Discrete Performance - 12 months to 31/12/20**

	2020	2019	2018	2017	2016
Fund	50.48	32.95	-2.22	28.26	27.81
Stock Sector Average	23.61	25.80	-4.51	7.11	39.99

**Cumulative Performance to 30/06/21**

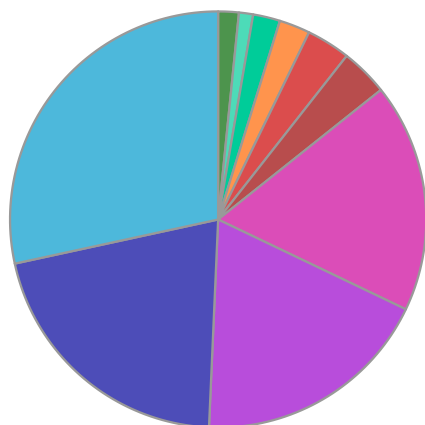
	1 Yr	2 Yrs	3 Yrs	4 Yrs	5 Yrs
Fund	30.38	54.89	65.18	119.78	207.20
Stock Sector Average	39.01	42.39	51.56	76.35	124.80

**Performance Analysis - Annualised 3 years**

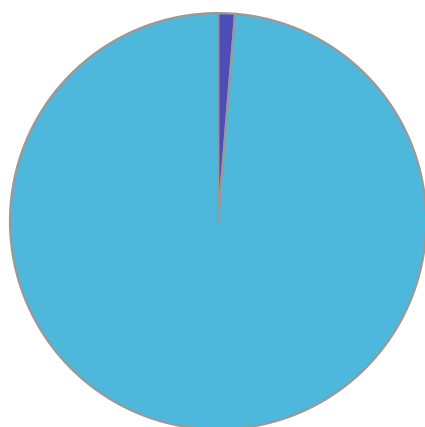
	Growth Rate %	Volatility	Alpha	Beta	Sharpe
Fund	18.21	25.13	2.02	1.11	0.59
Stock Sector Average	14.87	21.26	0.00	1.00	0.53

**JPM US Smlr Cp Grth C Acc**

**Fund Composition**



	(%)
Health Care	28.40
Technology	20.90
Industrials	18.60
Consumer Discretionary	17.80
Financials	3.70
Consumer Staples	3.40
Money Market	2.40
Energy	2.10
Real Estate	1.10
Others	1.60



	(%)
US Equities	98.70
Money Market	1.30

**Largest Holdings**

Holdings	(%)
SHOCKWAVE MEDICAL INC	1.70
ITRON INC	1.50
PERFORMANCE FOOD GROUP CO	1.50
SAIA	1.50
HALOZYME THERAPEUTICS INC	1.40

Holdings	(%)
NATIONAL VISION HLDGS INC	1.40
BOYD GAMING CORP	1.30
ITT EDUCATIONAL SERVICES INC	1.30
NATERA INC	1.30
MKS INSTRUMENT	1.30

\* Data supplied by fund managers regarding fixed interests funds may not specify yield type. As the provision of redemption yield is an FCA regulatory requirement Novia assumes these are used.

**Important Information**

Performance details and yields are as at 30/06/2021. Performance figures are inclusive of net reinvested income. Source: FE. This document is designed only for professional investors and experienced advisers. The value of investments and the income gained may fluctuate. Investors may not get back the full amount invested. Past performance is not a guide to the future.