

JPM US Smlr Cp Grth C Inc

Fund Information

Sector

IA North American Smaller Companies

Manager's Name

 Eytan Shapiro
 Timothy Parton

Date Manager Appointed

Nov 1994

Launch Date

Oct 2012

Fund Size (£m)

£457.80

Yield* (See page2)

0.00 %

XD Dates

Dec 01

Last Distribution

01/12/20 (XD Date)

26/02/21 (Pay Date)

0.00(Distribution)

OCF

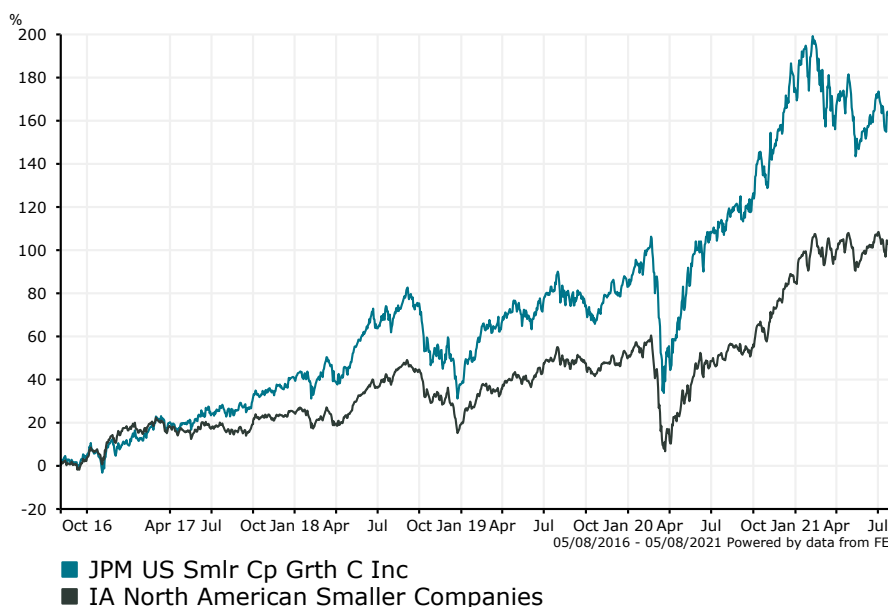
0.80 %

Fund Aim

To provide capital growth over the long-term (5-10 years) by investing at least 80% of the Fund's assets in a growth style biased portfolio of small capitalisation US companies.

Sector: IA North American Smaller Companies

Performance



Morningstar Analyst Rating
N/A

FE Crown Rating


Discrete Performance - 12 months to 31/12/20

	2020	2019	2018	2017	2016
Fund	50.46	32.85	-2.26	28.23	27.82
Stock Sector Average	23.61	25.80	-4.51	7.11	39.99

Cumulative Performance to 31/07/21

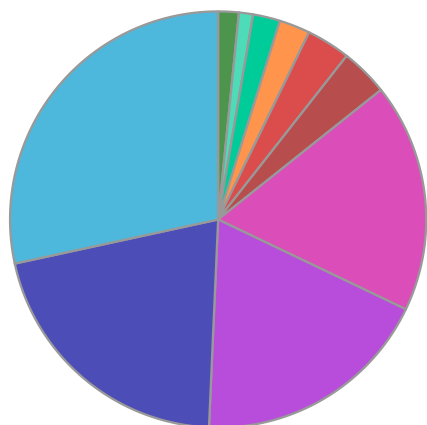
	1 Yr	2 Yrs	3 Yrs	4 Yrs	5 Yrs
Fund	24.76	37.22	61.11	107.10	162.76
Stock Sector Average	36.77	31.41	48.08	73.91	104.70

Performance Analysis - Annualised 3 years

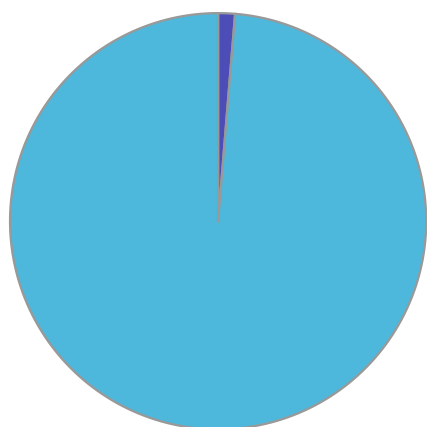
	Growth Rate %	Volatility	Alpha	Beta	Sharpe
Fund	17.23	25.26	2.00	1.11	0.54
Stock Sector Average	13.98	21.32	0.00	1.00	0.49

JPM US Smlr Cp Grth C Inc

Fund Composition



	(%)
Health Care	28.40
Technology	20.90
Industrials	18.60
Consumer Discretionary	17.80
Financials	3.70
Consumer Staples	3.40
Money Market	2.40
Energy	2.10
Real Estate	1.10
Others	1.60



	(%)
US Equities	98.70
Money Market	1.30

Largest Holdings

Holdings	(%)
SHOCKWAVE MEDICAL INC	1.70
ITRON INC	1.50
PERFORMANCE FOOD GROUP CO	1.50
SAIA	1.50
HALOZYME THERAPEUTICS INC	1.40

Holdings	(%)
NATIONAL VISION HLDGS INC	1.40
BOYD GAMING CORP	1.30
ITT EDUCATIONAL SERVICES INC	1.30
NATERA INC	1.30
MKS INSTRUMENT	1.30

* Data supplied by fund managers regarding fixed interests funds may not specify yield type. As the provision of redemption yield is an FCA regulatory requirement Novia assumes these are used.

Important Information

Performance details and yields are as at 31/07/2021. Performance figures are inclusive of net reinvested income. Source: FE. This document is designed only for professional investors and experienced advisers. The value of investments and the income gained may fluctuate. Investors may not get back the full amount invested. Past performance is not a guide to the future.