

JPM UK Smaller Comp C Inc

Fund Information

Sector

IA UK Smaller Companies

Manager's Name

 Georgina Brittain
Katen Patel

Date Manager Appointed

Sep 2000

Launch Date

Oct 2012

Fund Size(£m)

£195.57

Yield* (See page2)

0.23 %

XD Dates

Dec 01

Last Distribution

01/12/20 (XD Date)

26/02/21 (Pay Date)

0.31(Distribution)

OCF

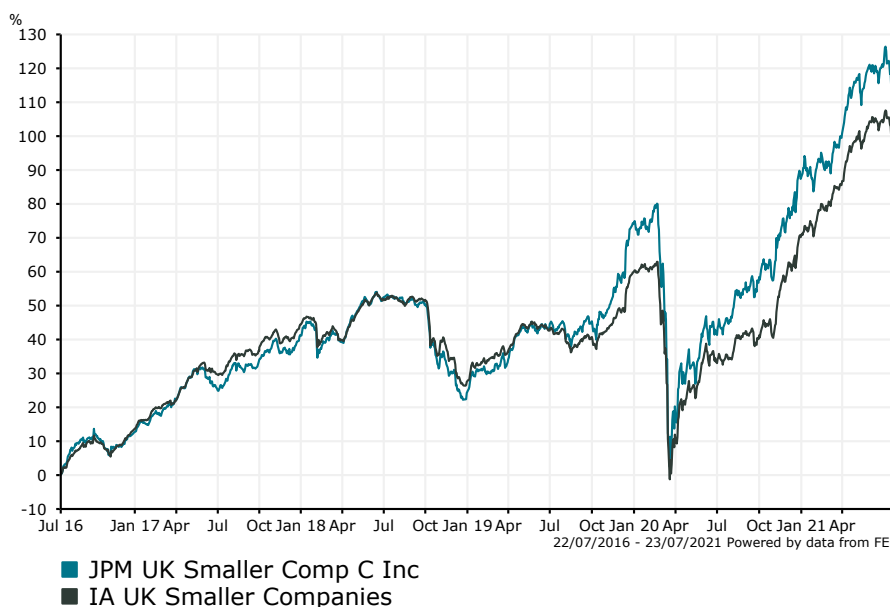
0.90 %

Fund Aim

To provide capital growth over the long-term (5-10 years) by investing at least 80% of the Fund's assets in small capitalisation UK companies.

Sector: IA UK Smaller Companies

Performance


Morningstar Analyst Rating

N/A

FE Crown Rating


Discrete Performance - 12 months to 31/12/20

	2020	2019	2018	2017	2016
Fund	7.60	40.18	-12.08	25.48	-1.71
Stock Sector Average	6.48	25.34	-11.70	27.18	8.05

Cumulative Performance to 30/06/21

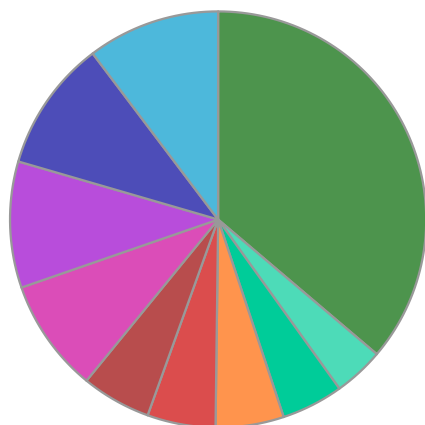
	1 Yr	2 Yrs	3 Yrs	4 Yrs	5 Yrs
Fund	55.33	54.15	44.66	75.79	131.94
Stock Sector Average	53.07	43.05	34.21	57.28	114.42

Performance Analysis - Annualised 3 years

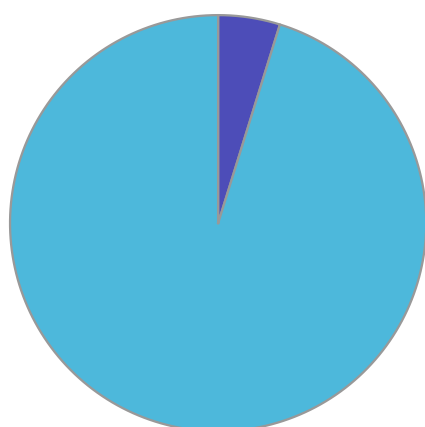
	Growth Rate %	Volatility	Alpha	Beta	Sharpe
Fund	13.10	22.85	2.47	1.03	0.42
Stock Sector Average	10.30	21.87	0.00	1.00	0.31

JPM UK Smaller Comp C Inc

Fund Composition



	(%)
Financial Services	10.30
Software	10.20
Travel	9.80
Retail	8.80
Electronic & Electrical Equipment	5.40
Household Goods	5.30
Leisure	5.30
Money Market	4.80
Industrials	3.90
Others	36.20



	(%)
UK Equities	95.20
Money Market	4.80

Largest Holdings

Holdings	(%)
ISHARES FTSE 250 UCITS ETF GBP	3.50
WATCHES OF SWITZERLAND GROUP PLC	3.10
VISTRY GROUP PLC	3.00
FUTURE PLC	2.80
DUNELM GROUP PLC	2.70

Holdings	(%)
ERGOMED PLC	2.70
HALFORDS GROUP	2.60
CMC MARKETS PLC	2.60
GAMES WORKSHOP GROUP	2.10
ALPHA FX GROUP PLC	2.00

* Data supplied by fund managers regarding fixed interests funds may not specify yield type. As the provision of redemption yield is an FCA regulatory requirement Novia assumes these are used.

Important Information

Performance details and yields are as at 30/06/2021. Performance figures are inclusive of net reinvested income. Source: FE. This document is designed only for professional investors and experienced advisers. The value of investments and the income gained may fluctuate. Investors may not get back the full amount invested. Past performance is not a guide to the future.