

iShares GblCorBdUETF £
Fund Information
Sector

Fixed Int - Global

Manager's Name

BlackRock Asset Management Ireland Ltd

Date Manager Appointed

Sep 2012

Launch Date

Sep 2012

Fund Size(£m)

£3299.52

Yield* (See page2)

0.00 %

XD Dates

Mar 11, Sep 17

Last Distribution

11/03/21 (XD Date)

24/03/21 (Pay Date)

0.80(Distribution)

OCF

0.20 %

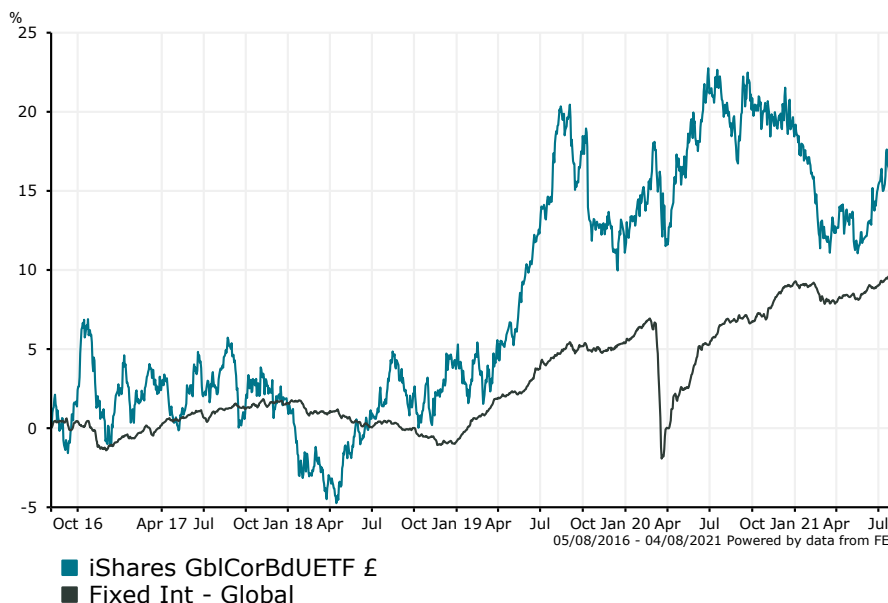
Morningstar Analyst Rating

N/A

FE Crown Rating
Fund Aim

The Share Class is a share class of a Fund which aims to achieve a return on your investment through a combination of capital growth and income on the Fund's assets, which reflects the return of the Bloomberg Barclays Global Aggregate Corporate Bond Index (Index). The Share Class, via the Fund, aims to invest so far as possible and practicable in the fixed income (FI) securities (such as bonds) that make up the Index and comply with its credit rating requirements. If the credit ratings of the FI securities are downgraded, the Fund may continue to hold these until they cease to form part of the Index and it is practicable to sell the position. The Index measures the performance of the global corporate debt market. The Index is comprised of bonds issued by corporations in emerging and developed markets worldwide, with a minimum maturity of at least one year and in accordance with minimum size thresholds set by the index provider. They will pay income according to a fixed rate of interest and will, at the time of inclusion in the Index, be investment grade (i.e. meet a specified level of creditworthiness). The Index is market capitalisation weighted. Market capitalisation is the market value of the outstanding bond issuance. These may include the strategic selection of certain securities that make up the Index or other FI securities, including government bonds, which provide similar performance to certain constituent securities.

Sector: Fixed Int - Global

Performance

Discrete Performance - 12 months to 31/12/20

	2020	2019	2018	2017	2016
Fund	6.62	7.08	2.21	-0.54	24.21
Stock Sector Average	3.65	6.32	-2.42	2.27	3.04

Cumulative Performance to 31/07/21

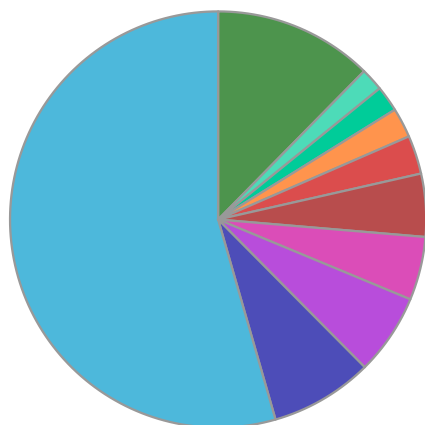
	1 Yr	2 Yrs	3 Yrs	4 Yrs	5 Yrs
Fund	-3.24	-0.85	13.71	13.36	16.91
Stock Sector Average	2.92	4.96	9.22	8.56	9.79

Performance Analysis - Annualised 3 years

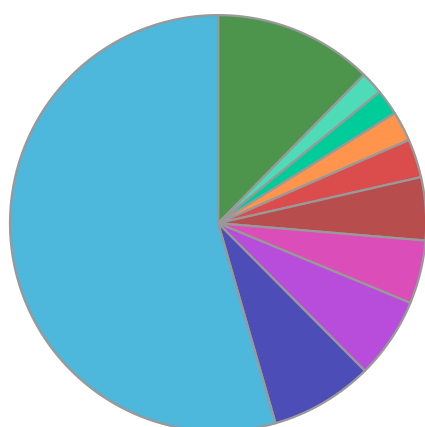
	Growth Rate %	Volatility	Alpha	Beta	Sharpe
Fund	4.38	7.91	1.81	0.92	0.11

iShares **GblCorBdUETF £**

Fund Composition



	(%)
USA	54.61
UK	8.02
France	6.31
Canada	4.94
Germany	4.90
Japan	3.00
Netherlands	2.32
Switzerland	2.01
Australia	1.78
Others	12.41



	(%)
US Fixed Interest	54.61
UK Fixed Interest	8.03
French Fixed Interest	6.31
Canadian Fixed Interest	4.94
German Fixed Interest	4.90
Japanese Fixed Interest	3.00
Dutch Fixed Interest	2.32
Swiss Fixed Interest	2.01
Australian Fixed Interest	1.78
Others	12.40

Largest Holdings

Holdings	(%)
JAPAN(GOVERNMENT OF) 0.1% BDS 20/09/28 JPY50000	0.40
JAPAN 0.8% 20/09/2022	0.38
GE CAPITAL INTERNATIONAL FUNDING CO 4.418% BDS 15/11/35 USD1000	0.12
ANHEUSER BUSCH COS INC 4.9% BDS 01/02/46 USD1000	0.09
CVS HEALTH CORP 4.3% BDS 25/04/28 USD2000	0.08

Holdings	(%)
CVS HEALTH CORP 5.05% BDS 25/03/48 USD2000	0.08
T-MOBILE USA INC 3.875% BDS 15/04/30 USD2000144A	0.07
ABBVIE INC 4.25% NTS 21/11/49 USD2000	0.06
AT&T INC 3.5% BDS 15/09/53 USD2000144A	0.06
WELLS FARGO & CO 5.013% BDS 04/04/51 USD1000	0.06

* Data supplied by fund managers regarding fixed interests funds may not specify yield type. As the provision of redemption yield is an FCA regulatory requirement Novia assumes these are used.

Important Information

Performance details and yields are as at 31/07/2021. Performance figures are inclusive of net reinvested income. Source: FE. This document is designed only for professional investors and experienced advisers. The value of investments and the income gained may fluctuate. Investors may not get back the full amount invested. Past performance is not a guide to the future.