

Man Stockmarket Man C Prof

Fund Information

Sector

IA Flexible Investment

Manager's Name

 Ben Funnell
 Teun Draaisma

Date Manager Appointed

Mar 2009

Launch Date

Oct 2012

Fund Size (£m)

£143.95

Yield* (See page2)

1.25 %

XD Dates

May 04, Nov 02

Last Distribution

04/05/21 (XD Date)

30/06/21 (Pay Date)

0.43(Distribution)

OCF

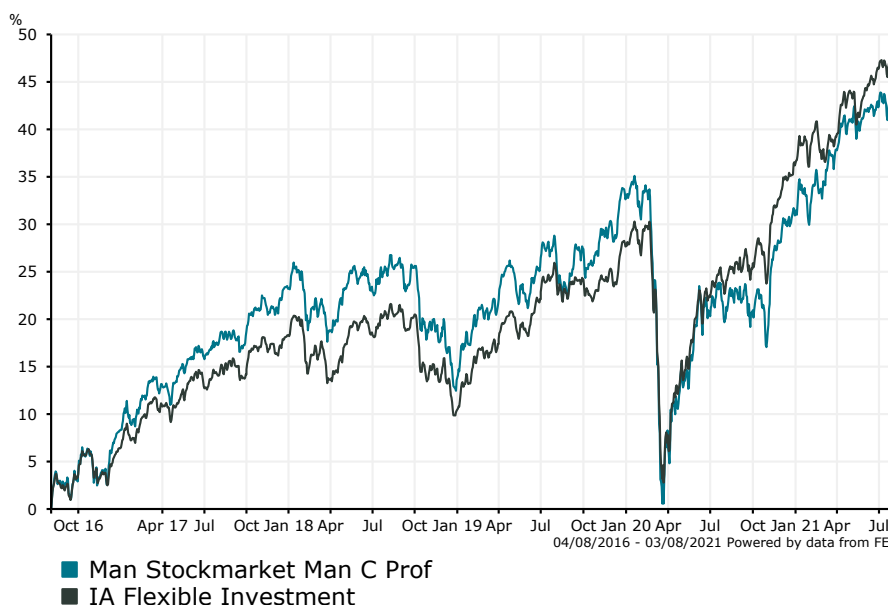
0.90 %

Fund Aim

The Man Stockmarket Managed Fund seeks to provide capital growth over the long term (over 5 year rolling periods) by investing at least 70% of its assets in a range of investment funds (UCITS, NURS, exchange traded funds and other types of collective investment schemes) which are operated, managed or advised by Man Fund Management UK Limited ("the ACD") or any of its associates. Eligible investment funds are selected by considering their return potential, diversification benefits, volatility and their relative performance on a risk adjusted basis.

Sector: IA Flexible Investment

Performance


Morningstar Analyst Rating

N/A

FE Crown Rating

Discrete Performance - 12 months to 31/12/20

	2020	2019	2018	2017	2016
Fund	-1.28	16.76	-7.81	13.79	9.91
Stock Sector Average	6.70	15.66	-6.72	11.21	13.82

Cumulative Performance to 31/07/21

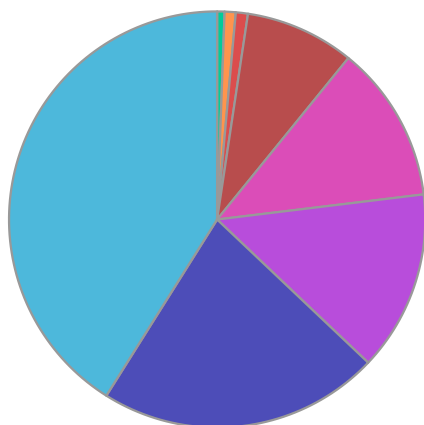
	1 Yr	2 Yrs	3 Yrs	4 Yrs	5 Yrs
Fund	18.92	10.80	13.55	21.29	41.42
Stock Sector Average	19.50	16.51	21.62	28.40	45.33

Performance Analysis - Annualised 3 years

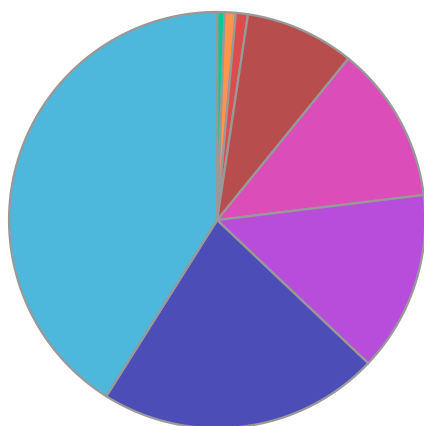
	Growth Rate %	Volatility	Alpha	Beta	Sharpe
Fund	4.33	13.06	-2.73	1.09	0.06
Stock Sector Average	6.74	11.56	0.00	1.00	0.28

Man **Stockmarket Man C Prof**

Fund Composition



	(%)
Others	41.54
UK Equities	22.12
Europe ex UK Equities	14.16
US Equities	12.35
Japanese Equities	8.59
UK Fixed Interest	0.95
Asia Pacific ex Japan Equities	0.87
Global Emerging Market Equities	0.58
Global Fixed Interest	-1.16



	(%)
Others	41.54
UK	22.12
Europe ex UK	14.16
USA	12.35
Japan	8.59
UK	0.95
Far East ex Japan	0.87
Global Emerging Markets	0.58
International	-1.16

Largest Holdings

Holdings	(%)
MAN GLG UK INCOME FUND	19.26
S&P500 EMINI FUT SEP21 (CME)	11.28
GLG JAPAN CORE ALPHA EQUITY	8.60
MAN GLG US EQUITY EXTENDED	8.00
MAN GLG ALPHA SELECT ALTERNATIVE	7.30

Holdings	(%)
MAN GLG EUROPEAN INCOME OPPORTUNITIES	6.98
MAN GLG UNDERVALUED ASSETS FUND	5.78
MAN GLG RI EUROPEAN EQUITY LEADERS	4.98
MAN GLG EURO ALPHA INCOME FUND	4.66
MAN NUMERIC CHINA EQUITY FUND	4.03

* Data supplied by fund managers regarding fixed interests funds may not specify yield type. As the provision of redemption yield is an FCA regulatory requirement Novia assumes these are used.

Important Information

Performance details and yields are as at 31/07/2021. Performance figures are inclusive of net reinvested income. Source: FE. This document is designed only for professional investors and experienced advisers. The value of investments and the income gained may fluctuate. Investors may not get back the full amount invested. Past performance is not a guide to the future.