

Janus Henderson AISTkCr I A
Fund Information
Sector

IA Sterling Corporate Bond

Manager's Name

 Philip Payne
James Briggs

Date Manager Appointed

May 2007

Launch Date

Dec 1997

Fund Size(£m)

£287.90

Yield* (See page2)

1.90 %

XD Dates

Apr 01, Jan 04, Oct 01, Jul 01

Last Distribution

01/04/21 (XD Date)

28/05/21 (Pay Date)

1.31(Distribution)

OCF

0.54 %

Morningstar Analyst Rating

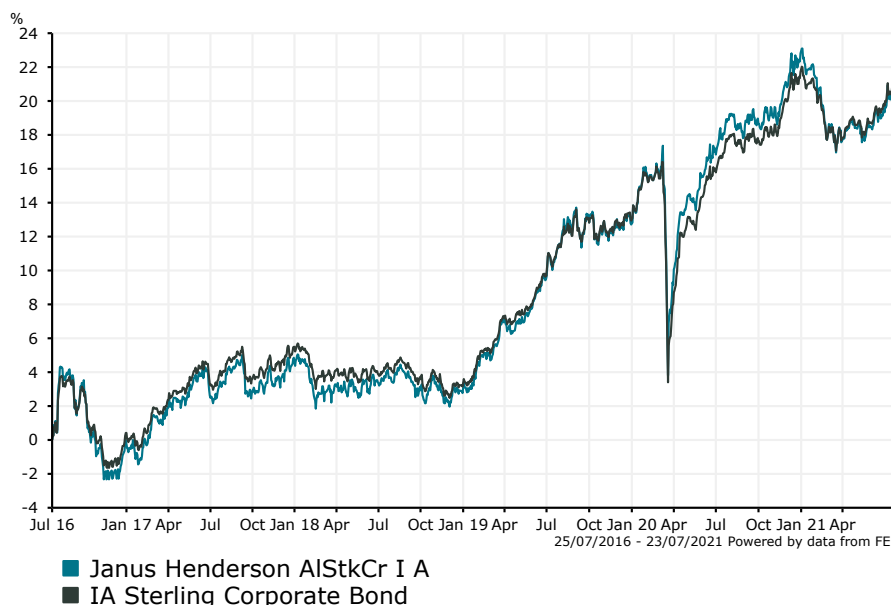
N/A

FE Crown Rating

Fund Aim

The Fund aims to provide a return, from a combination of income and capital growth over the long term. Performance target: To outperform the Markit iBoxx GBP Non-Gilts all maturities Index by 1% per annum, before the deduction of charges, over any 5 year period. The Fund invests at least 80% of its assets in Sterling-denominated investment grade (equivalent to BBB rated or higher) corporate bonds. The investment manager may use derivatives (complex financial instruments), including total return swaps, with the aim of making investment gains in line with the Fund's objective, to reduce risk or to manage the Fund more efficiently. The Fund is actively managed with reference to the Markit iBoxx GBP Non-Gilts all maturities Index, which is broadly representative of the bonds in which it may invest, as this forms the basis of the Fund's performance target. The investment manager has discretion to choose investments for the Fund with weightings different to the index or not in the index. As an additional means of assessing the performance of the Fund, the IA Sterling Corporate Bond sector average, which is based on a peer group of broadly similar funds, may also provide a useful comparator.

Sector: IA Sterling Corporate Bond

Performance

Discrete Performance - 12 months to 31/12/20

	2020	2019	2018	2017	2016
Fund	8.96	9.68	-1.99	4.85	9.72
Stock Sector Average	7.77	9.49	-2.22	5.06	9.08

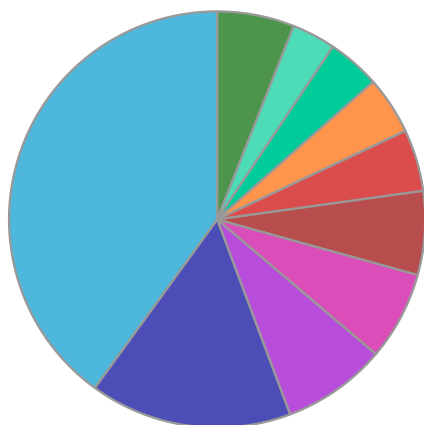
Cumulative Performance to 30/06/21

	1 Yr	2 Yrs	3 Yrs	4 Yrs	5 Yrs
Fund	1.98	9.19	15.59	16.49	23.64
Stock Sector Average	3.29	9.25	15.34	16.01	23.44

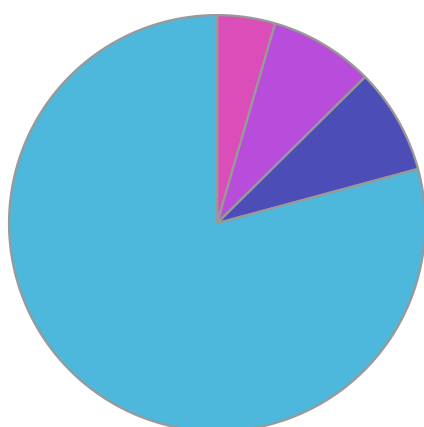
Performance Analysis - Annualised 3 years

	Growth Rate %	Volatility	Alpha	Beta	Sharpe
Fund	4.95	5.89	0.10	0.99	0.25
Stock Sector Average	4.87	5.86	0.00	1.00	0.23

Fund Composition



	(%)
Financials	40.00
Utilities	15.70
Mortgage & Secured Bonds	8.10
Consumer Services	6.90
Industrials	6.50
Government Bonds	4.80
Money Market	4.50
Telecommunications	4.10
Government Bonds	3.40
Others	6.00



	(%)
UK Corporate Fixed Interest	79.20
UK Gilts	8.20
UK Fixed Interest	8.10
Money Market	4.50

Largest Holdings

Holdings	(%)
WELLS FARGO BANK NA 5.25% 2023	1.30
HM TREASURY UNITED KINGDOM DMO 1.25% GILT 22/10/41 GBP0.01 (WI)	1.20
CREDIT SUISSE GROUP AG 2.25% BDS 09/06/28 GBP1000REG S	1.20
HM TREASURY UNITED KINGDOM DMO 0.625% CONV GILT 22/10/50 GBP0.01	1.10
HSBC BANK CAPITAL FUNDING STERLING 1 5.844% 2169	1.10

Holdings	(%)
LOGICOR 2019-1 UK 1.875% 2026	1.10
WALMART INC 5.625% BDS 27/03/34 GBP1000	1.00
WELLS FARGO & CO 2.5% NTS 02/05/29 GBP100000	1.00
HM TREASURY UNITED KINGDOM DMO 1.75% GILT 07/09/37 GBP0.01	1.00
BNP PARIBAS 3.375% 2026	1.00

* Data supplied by fund managers regarding fixed interests funds may not specify yield type. As the provision of redemption yield is an FCA regulatory requirement Novia assumes these are used.

Important Information

Performance details and yields are as at 30/06/2021. Performance figures are inclusive of net reinvested income. Source: FE. This document is designed only for professional investors and experienced advisers. The value of investments and the income gained may fluctuate. Investors may not get back the full amount invested. Past performance is not a guide to the future.