

7IM Personal Injury C Inc

Fund Information

Sector

IA Mixed Investment 0-35% Shares

Manager's Name

7IM - Investment Team

Date Manager Appointed

Sep 2015

Launch Date

Dec 2009

Fund Size(£m)

£173.95

Yield* (See page2)

1.30 %

XD Dates

Dec 01, Jun 01

Last Distribution

01/12/20 (XD Date)

31/01/21 (Pay Date)

0.87(Distribution)

OCF

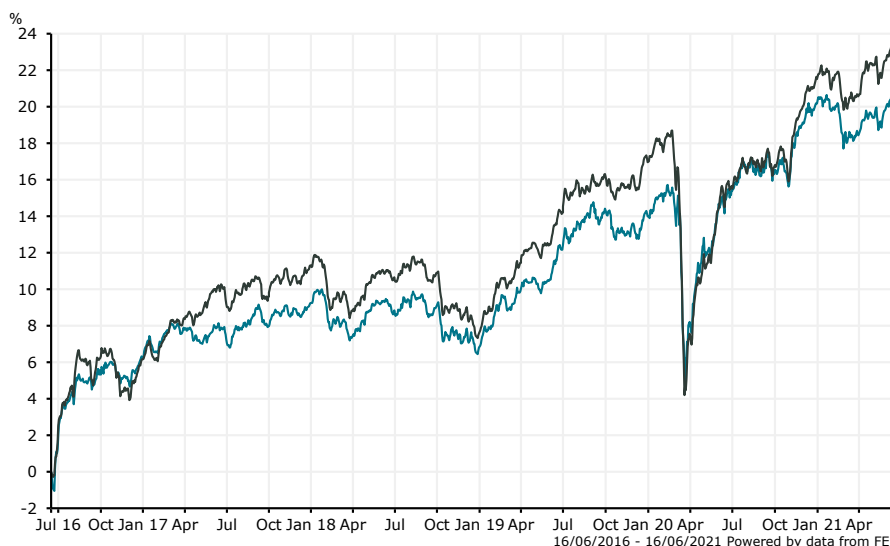
0.71 %

Fund Aim

The fund aims to provide a long-term return (at least 5 years) from investment in a range of asset classes. The fund has been designed to be potentially suitable for investment by or on behalf of individuals who have been granted personal injury awards but is not restricted to such persons.

Sector: IA Mixed Investment 0-35% Shares

Performance



■ 7IM Personal Injury C Inc
■ IA Mixed Investment 0-35% Shares

Morningstar Analyst Rating

N/A

FE Crown Rating

Discrete Performance - 12 months to 31/12/20

	2020	2019	2018	2017	2016
Fund	5.42	6.73	-2.23	2.82	7.24
Stock Sector Average	3.90	8.72	-3.35	4.84	8.47

Cumulative Performance to 31/05/21

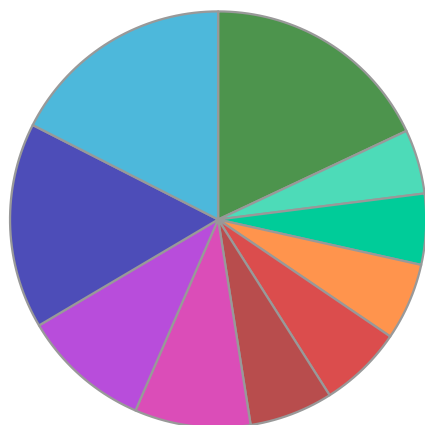
	1 Yr	2 Yrs	3 Yrs	4 Yrs	5 Yrs
Fund	5.01	8.46	9.73	11.34	20.49
Stock Sector Average	7.21	8.95	10.50	11.51	23.01

Performance Analysis - Annualised 3 years

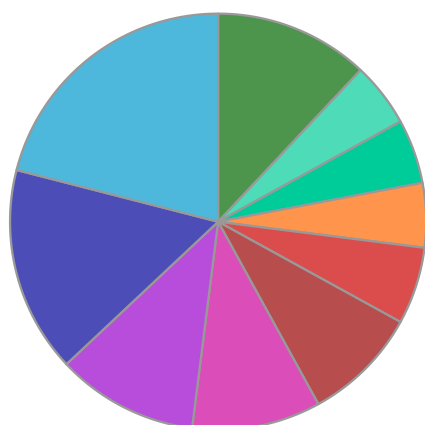
	Growth Rate %	Volatility	Alpha	Beta	Sharpe
Fund	3.14	5.04	0.41	0.80	0.00
Stock Sector Average	3.38	6.06	0.00	1.00	0.00

7IM Personal Injury C Inc

Fund Composition



	(%)
Global Corporate Fixed Interest	17.50
Alternative Investment Strategies	16.00
UK Corporate Fixed Interest	10.00
Global Government Fixed Interest	9.00
Money Market	6.50
North American Equities	6.50
Global Index Linked	6.00
UK Equities	5.50
Global Emerging Market Fixed Interest	5.00
Others	18.00



	(%)
International	21.00
International	16.00
UK	11.00
Not Specified	10.00
Not Specified	9.00
UK	6.00
International	5.00
International	5.00
North America	5.00
Others	12.00

Largest Holdings

Holdings	(%)
HSBC GIF Global Corporate Bond BC USD	10.52
UBS STERLING CORPORATE BOND INDEXED J GR INC	9.70
HSBC GIF GLOBAL GOVERNMENT BOND BC USD	9.06
ANGEL OAK FDS TR MULTI STRATEGY INCOME INSTL	6.28
ISHARES GLOBAL INFLATION-LINKED BOND INDEX (US DOLLAR HEDGED) (IE) I ACC NAV USD	5.08

Holdings	(%)
INVESCO MARKETS II PLC AT1 CAPITAL BOND UCITS ETF HEDGED DIST GBP	4.08
UBS (LUX) BOND SICAV	3.12
BLACKROCK SF GLOBAL EVENT DRIVEN I5 HEDGED GBP	3.12
AQR UCITS FUNDS SICAV MANAGED FUTURES UCITS IAU3F	3.04
BNP PARIBAS ARBITRAGE ISSUANCE BV 0% MTN 08/07/24 USD500000	3.02

* Data supplied by fund managers regarding fixed interests funds may not specify yield type. As the provision of redemption yield is an FCA regulatory requirement Novia assumes these are used.

Important Information

Performance details and yields are as at 31/05/2021. Performance figures are inclusive of net reinvested income. Source: FE. This document is designed only for professional investors and experienced advisers. The value of investments and the income gained may fluctuate. Investors may not get back the full amount invested. Past performance is not a guide to the future.