

VT Greystone Global Gth R Acc

Fund Information

Sector
IA Global

Manager's Name
James Menzies

Date Manager Appointed
Jan 2014

Launch Date
Dec 2012

Fund Size (£m)
£116.58

Yield* (See page2)
0.00 %

XD Dates
Mar 31, Sep 30

Last Distribution
31/03/21 (XD Date)
28/05/21 (Pay Date)
0.00(Distribution)

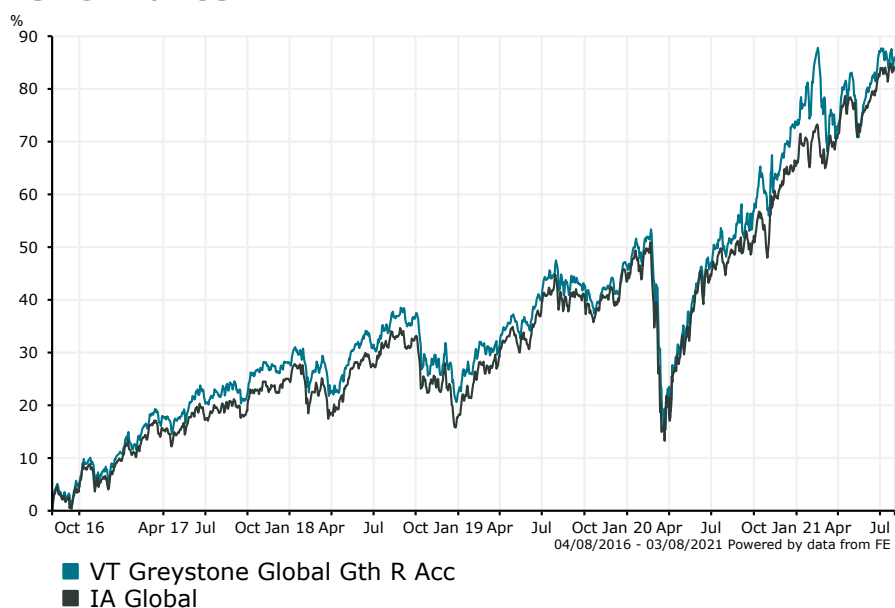
OCF
1.63 %

Fund Aim

The investment objective of the Sub-fund is to achieve capital growth through investment in collective investment schemes or transferable securities which are equities or equity funds, excluding those exposed to the UK, although up to 20% may be invested in any collective investment schemes or transferable securities with global exposure (including the UK). The Sub-fund may also invest in deposits and cash.

Sector: IA Global

Performance



Morningstar Analyst Rating

N/A

FE Crown Rating



Discrete Performance - 12 months to 31/12/20

	2020	2019	2018	2017	2016
Fund	18.22	20.21	-4.81	15.48	22.22
Stock Sector Average	15.27	21.92	-5.72	14.02	23.33

Cumulative Performance to 31/07/21

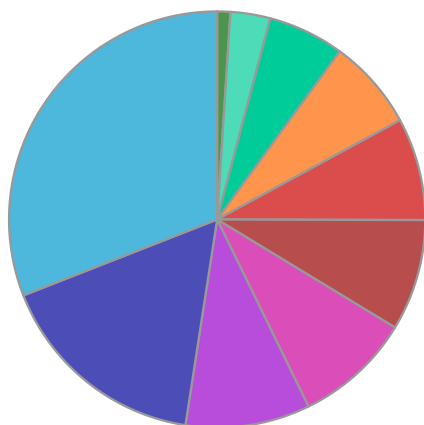
	1 Yr	2 Yrs	3 Yrs	4 Yrs	5 Yrs
Fund	24.55	25.65	37.47	52.07	82.31
Stock Sector Average	26.79	27.45	39.97	54.20	81.69

Performance Analysis - Annualised 3 years

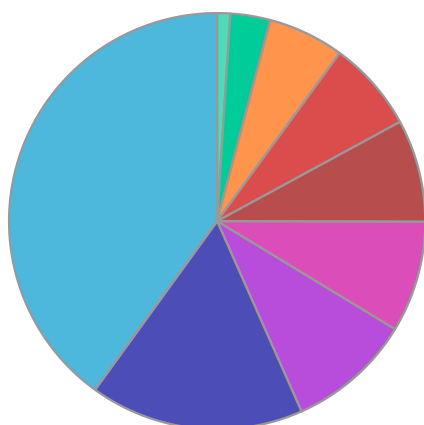
	Growth Rate %	Volatility	Alpha	Beta	Sharpe
Fund	11.19	16.36	-0.71	1.04	0.47
Stock Sector Average	11.86	14.32	0.00	1.00	0.58

VT Greystone Global Gth R Acc

Fund Composition



	(%)
US Equities	30.94
Europe ex UK Equities	16.62
Global Emerging Market Equities	9.67
International Equities	9.08
Asia Pacific ex Japan Equities	8.64
International Equities	7.96
UK Equities	7.05
Japanese Equities	5.91
North American Equities	3.10
Cash & Cash Equivalents	1.02



	(%)
US Equities	40.02
Europe ex UK Equities	16.62
Global Emerging Market Equities	9.67
Asia/Pacific ex Japan Equities	8.64
International Equities	7.96
Equities	7.05
Japanese Equities	5.91
North American Equities	3.10
Cash & Cash Equivalents	1.02

Largest Holdings

Holdings	(%)
POLEN CAPITAL FOCUS U.S.GROWTH US D	9.08
CONVENTUM ASSET MANAGEMENT	7.12
SMEAD FUNDS SICAV US VALUE UCITS Y USD ACC	6.85
BLACKROCK EMERGING MARKETS D ACC	6.74
SEILERN AMERICA UI USD	5.95

Holdings	(%)
PREMIER MITON EUROPEAN OPPORTUNITIES F ACC GBP	5.13
UBS US GROWTH C ACC	5.06
MATTHEWS ASIA EX JAPAN DIVIDEND S ACC GBP	4.80
BLACKROCK EUROPEAN DYNAMIC FD ACC	4.23
LF LIGHTMAN EUROPEAN I ACC	4.20

* Data supplied by fund managers regarding fixed interests funds may not specify yield type. As the provision of redemption yield is an FCA regulatory requirement Novia assumes these are used.

Important Information

Performance details and yields are as at 31/07/2021. Performance figures are inclusive of net reinvested income. Source: FE. This document is designed only for professional investors and experienced advisers. The value of investments and the income gained may fluctuate. Investors may not get back the full amount invested. Past performance is not a guide to the future.