

VT Greystone Caut Mgd R Acc

Fund Information

Sector
IA Mixed Investment 20-60% Shares

Manager's Name
James Menzies

Date Manager Appointed
Jan 2014

Launch Date
Dec 2012

Fund Size (£m)
£94.65

Yield* (See page2)
0.00 %

XD Dates
Mar 31, Sep 30

Last Distribution
31/03/21 (XD Date)
28/05/21 (Pay Date)
0.95(Distribution)

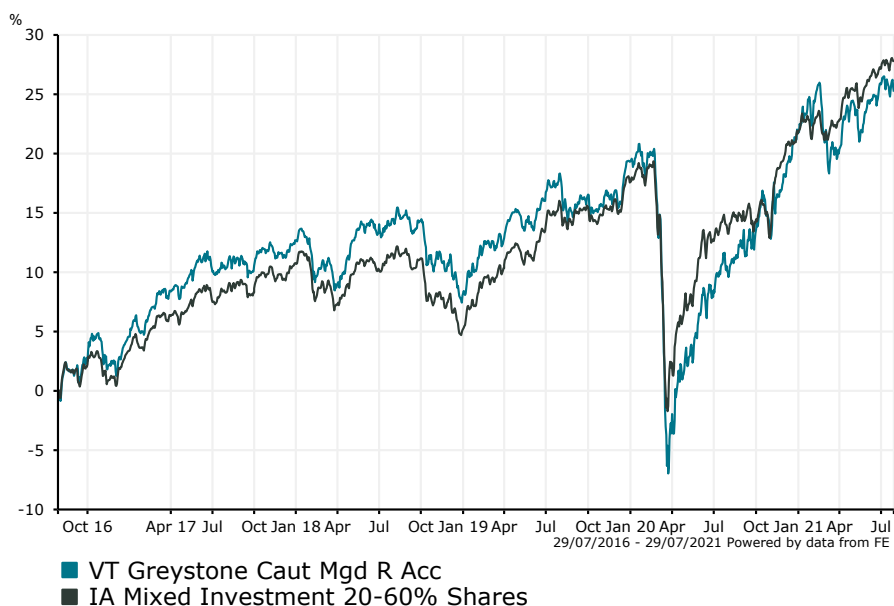
OCF
1.50 %

Fund Aim

Capital growth with outperformance of its sector average. We aim to achieve this with less than half of equity market risk. The fund holds a minimum of 30% fixed interest and between 20% -60% UK and overseas shares. We target 4% -7% annualised growth over the recommended investment time horizon of at least five years.

Sector: IA Mixed Investment 20-60% Shares

Performance



Morningstar Analyst Rating
N/A

FE Crown Rating
👑👑👑👑👑

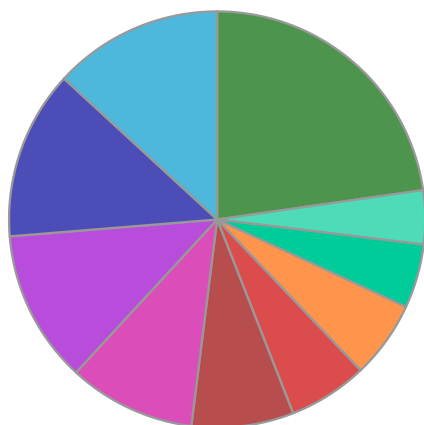
Discrete Performance - 12 months to 31/12/20					
	2020	2019	2018	2017	2016
Fund	2.02	10.44	-4.15	7.78	12.26
Stock Sector Average	3.51	11.84	-5.10	7.16	10.32

Cumulative Performance to 30/06/21					
	1 Yr	2 Yrs	3 Yrs	4 Yrs	5 Yrs
Fund	16.70	8.55	11.14	14.17	31.71
Stock Sector Average	12.74	12.03	15.28	18.09	32.09

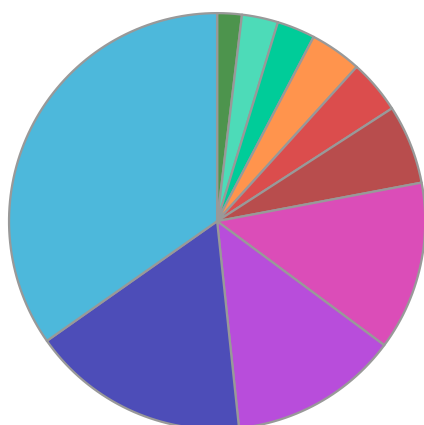
Performance Analysis - Annualised 3 years					
	Growth Rate %	Volatility	Alpha	Beta	Sharpe
Fund	3.58	12.47	-2.27	1.29	0.01
Stock Sector Average	4.85	9.01	0.00	1.00	0.15

VT Greystone Caut Mgd R Acc

Fund Composition



	(%)
Europe ex UK Equities	13.16
US Equities	13.13
Equities	11.85
Fixed Interest	9.88
UK Corporate Bonds	7.93
Global Emerging Market Equities	6.15
International Fixed Interest	6.00
Hedge	4.98
Asia/Pacific ex Japan Equities	4.18
Others	22.74



	(%)
Global Fixed Interest	34.75
UK Equities	16.93
Europe ex UK Equities	13.16
US Equities	13.13
Global Emerging Market Equities	6.15
Asia Pacific ex Japan Equities	4.18
International Equities	4.02
Japanese Equities	2.96
Commodity & Energy	2.81
Cash & Cash Equivalents	1.91

Largest Holdings

Holdings	(%)
MI CHELVERTON UK EQUITY GROWTH B ACC	6.94
WAVERTON STERLING BOND P GBP	6.90
ALLIANZ FIXED INCOME MACRO E ACC GBP	4.98
PREMIER MITON UK VALUE OPPORTUNITIES B INST ACC GBP	4.91
SCHRODER STERLING CORPORATE BOND Z ACC	4.91

Holdings	(%)
MATTHEWS ASIA EX JAPAN DIVIDEND S ACC GBP	4.18
SMEAD FUNDS SICAV US VALUE UCITS Y USD ACC	4.11
Blackwall Europe Equity I GBP	4.09
SEILERN AMERICA UI USD	3.14
BAILLIE GIFFORD EUROPEAN B ACC	3.13

* Data supplied by fund managers regarding fixed interests funds may not specify yield type. As the provision of redemption yield is an FCA regulatory requirement Novia assumes these are used.

Important Information

Performance details and yields are as at 30/06/2021. Performance figures are inclusive of net reinvested income. Source: FE. This document is designed only for professional investors and experienced advisers. The value of investments and the income gained may fluctuate. Investors may not get back the full amount invested. Past performance is not a guide to the future.