

VT Greystone Caut Mgd R Inc

Fund Information

Sector

IA Mixed Investment 20-60% Shares

Manager's Name

James Menzies

Date Manager Appointed

Jan 2014

Launch Date

Dec 2012

Fund Size (£m)

£95.07

Yield* (See page2)

0.00 %

XD Dates

Mar 31, Sep 30

Last Distribution

31/03/21 (XD Date)

28/05/21 (Pay Date)

0.64(Distribution)

OCF

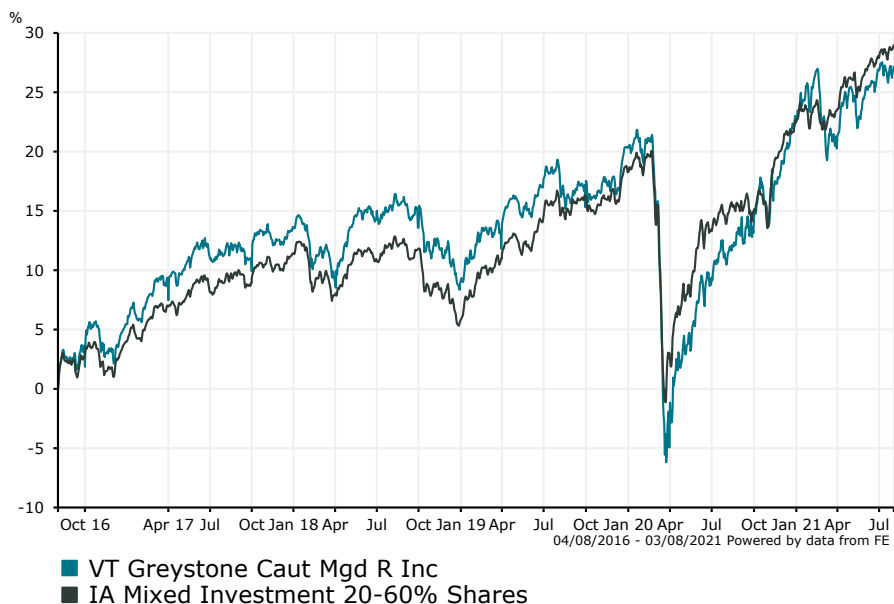
1.50 %

Fund Aim

Capital growth with outperformance of its sector average. We aim to achieve this with less than half of equity market risk. The fund holds a minimum of 30% fixed interest and between 20% -60% UK and overseas shares. We target 4% -7% annualised growth over the recommended investment time horizon of at least five years.

Sector: IA Mixed Investment 20-60% Shares

Performance


Morningstar Analyst Rating

N/A

FE Crown Rating

Discrete Performance - 12 months to 31/12/20

	2020	2019	2018	2017	2016
Fund	1.98	10.44	-4.14	7.77	12.26
Stock Sector Average	3.51	11.84	-5.10	7.16	10.32

Cumulative Performance to 31/07/21

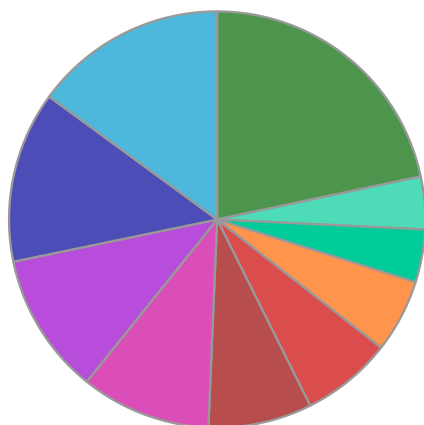
	1 Yr	2 Yrs	3 Yrs	4 Yrs	5 Yrs
Fund	14.26	6.18	9.81	13.96	25.63
Stock Sector Average	12.94	10.38	14.66	18.12	27.90

Performance Analysis - Annualised 3 years

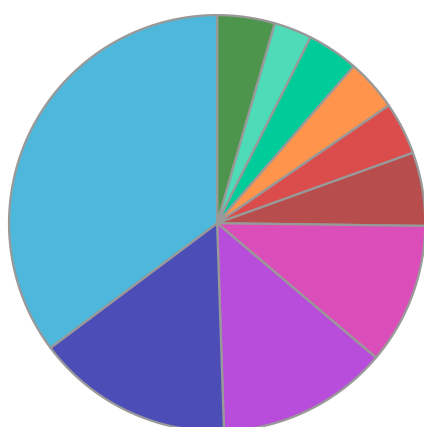
	Growth Rate %	Volatility	Alpha	Beta	Sharpe
Fund	3.17	14.01	-2.78	1.40	0.00
Stock Sector Average	4.67	9.01	0.00	1.00	0.13

VT Greystone Caut Mgd R Inc

Fund Composition



	(%)
US Equities	14.95
Europe ex UK Equities	13.30
Fixed Interest	10.97
Equities	10.11
UK Corporate Bonds	8.05
International Fixed Interest	7.05
Global Emerging Market Equities	5.70
UK Gilts	4.11
International Equities	4.08
Others	21.68



	(%)
Global Fixed Interest	35.22
UK Equities	15.31
Europe ex UK Equities	13.30
US Equities	10.97
Global Emerging Market Equities	5.70
International Equities	4.08
Asia Pacific ex Japan Equities	4.03
International Equities	3.98
Japanese Equities	2.94
Others	4.48

Largest Holdings

Holdings	(%)
WAVERTON STERLING BOND P GBP	7.98
MI CHELVERTON UK EQUITY GROWTH B ACC	6.12
SCHRODER STERLING CORPORATE BOND Z ACC	4.99
ALLIANZ GILT YIELD I INC	4.11
SMEAD FUNDS SICAV US VALUE UCITS Y USD ACC	4.09

Holdings	(%)
MATTHEWS ASIA EX JAPAN DIVIDEND S ACC GBP	4.03
Blackwall Europe Equity I GBP	4.02
INVESCO TACTICAL BOND (UK) Z ACC	4.02
PREMIER MITON UK VALUE OPPORTUNITIES B INST ACC GBP	3.99
POLEN CAPITAL FOCUS U.S.GROWTH US D	3.98

* Data supplied by fund managers regarding fixed interests funds may not specify yield type. As the provision of redemption yield is an FCA regulatory requirement Novia assumes these are used.

Important Information

Performance details and yields are as at 31/07/2021. Performance figures are inclusive of net reinvested income. Source: FE. This document is designed only for professional investors and experienced advisers. The value of investments and the income gained may fluctuate. Investors may not get back the full amount invested. Past performance is not a guide to the future.