

iShares MSCI Aus UETF £
Fund Information
Sector

Equity - Australia

Manager's Name

BlackRock Asset Management Ireland Ltd

Date Manager Appointed

Jan 2010

Launch Date

Jan 2010

Fund Size (£m)

£407.05

Yield* (See page2)

0.00 %

XD Dates

N/A

Last Distribution

N/A (XD Date)

N/A (Pay Date)

N/A (Distribution)

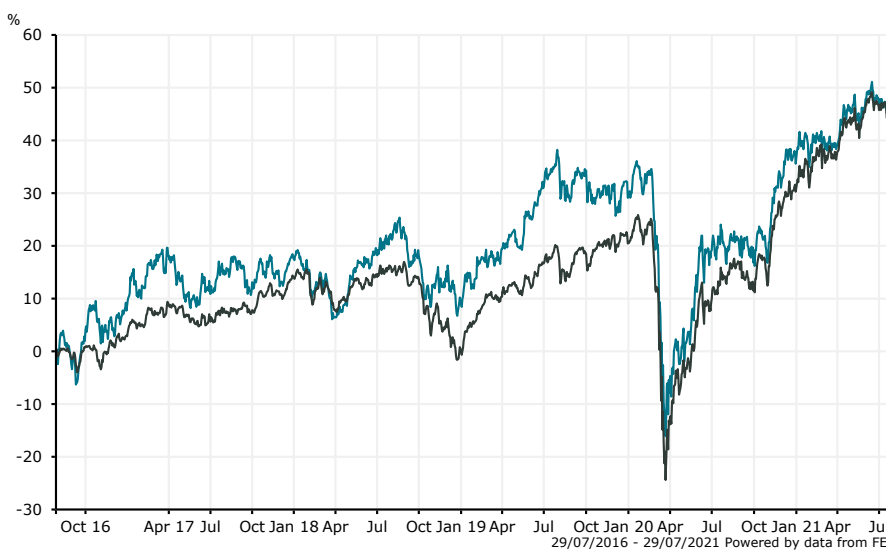
OCF

0.50 %

Fund Aim

The Share Class is a share class of a Fund which aims to achieve a return on your investment, through a combination of capital growth and income on the Fund's assets, which reflects the return of the MSCI Australia Index, the Fund's benchmark index. The Share Class, via the Fund, aims to invest so far as possible and practicable in the equity securities (e.g. shares) that make up the benchmark index. The benchmark index measures the performance of large and mid capitalisation companies listed in Australia which meet MSCI's size, liquidity and free-float criteria. Market capitalisation is the share price of a company multiplied by the number of shares issued. Your shares will be accumulating shares (i.e. income will be included in their value).

Sector: Equity - Australia

Performance


■ iShares MSCI Aus UETF £
■ Equity - Australia

Morningstar Analyst Rating

N/A

FE Crown Rating
Discrete Performance - 12 months to 31/12/20

	2020	2019	2018	2017	2016
Fund	5.01	17.75	-6.86	9.29	32.41
Stock Sector Average	8.15	19.87	-11.90	10.78	7.61

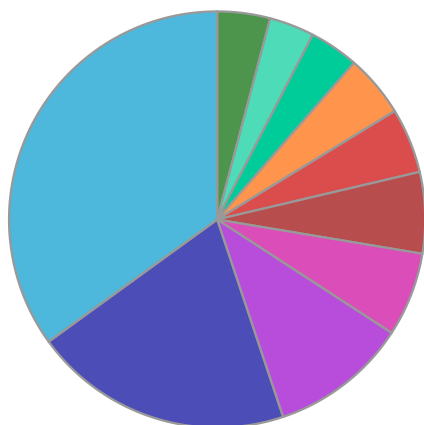
Cumulative Performance to 30/06/21

	1 Yr	2 Yrs	3 Yrs	4 Yrs	5 Yrs
Fund	24.38	13.01	24.46	32.79	61.11
Stock Sector Average	34.51	25.86	28.10	38.20	55.67

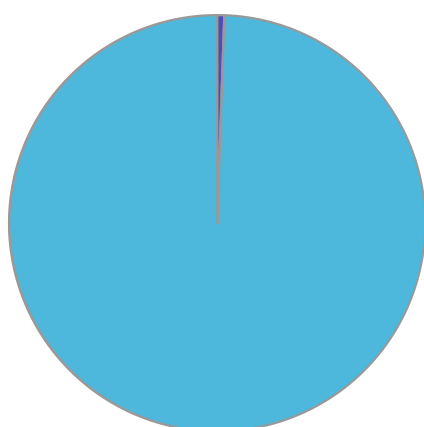
Performance Analysis - Annualised 3 years

	Growth Rate %	Volatility	Alpha	Beta	Sharpe
Fund	7.57	20.39	-0.47	0.95	0.20
Stock Sector Average	8.60	20.45	0.00	1.00	0.25

Fund Composition



	(%)
Financials	34.99
Materials	20.15
Health Care	10.70
Real Estate	6.54
Consumer Discretionary	6.31
Consumer Staples	5.05
Industrials	4.85
Energy	3.82
Information Technology	3.50
Others	4.11



	(%)
Australian Equities	99.47
Money Market	0.55

Largest Holdings

Holdings	(%)
AUSTRALIA (COMMONWEALTH BANK OF)	10.15
BHP GROUP LTD	9.03
CSL LTD	7.93
WESTPAC BANKING CORP	5.80
NATIONAL AUSTRALIA BANK	5.63

Holdings	(%)
AUSTRALIA & NEW ZEALAND BKG GRP	5.24
WESFARMERS	3.94
MACQUARIE GROUP LTD	3.54
WOOLWORTHS GROUP LTD	3.19
RIO TINTO LTD	2.89

* Data supplied by fund managers regarding fixed interests funds may not specify yield type. As the provision of redemption yield is an FCA regulatory requirement Novia assumes these are used.

Important Information

Performance details and yields are as at 30/06/2021. Performance figures are inclusive of net reinvested income. Source: FE. This document is designed only for professional investors and experienced advisers. The value of investments and the income gained may fluctuate. Investors may not get back the full amount invested. Past performance is not a guide to the future.