

Jupiter UK SmCos Fcus I Inc GBP

Fund Information

Sector
Equity - UK

Manager's Name
Nick Williamson

Date Manager Appointed
Jan 2016

Launch Date
Feb 2013

Fund Size (£m)
£374.37

Yield* (See page2)
0.95 %

XD Dates
Jan 04

Last Distribution
04/01/21 (XD Date)
13/01/21 (Pay Date)
0.00(Distribution)

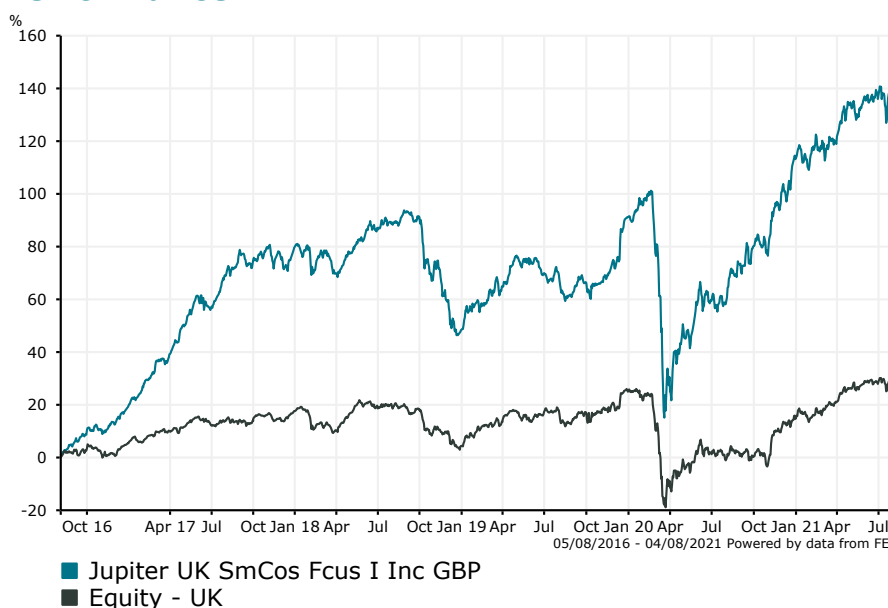
OCF
0.84 %

Fund Aim

The Fund aims to provide capital growth from investing primarily in an equity portfolio of UK smaller companies. Smaller companies are defined for this purpose as those companies which are quoted on a regulated market and which have a market capitalisation no greater than the largest company in the Numis Smaller Companies Index at the time of initial investment. The Numis Smaller Companies Index is designed to monitor the performance of the smaller companies sector. In seeking to achieve its investment objective, the fund will aim to deliver a return, net of fees, greater than that of the Numis Smaller Companies Index excluding Investment Companies over rolling 3 year periods.

Sector: Equity - UK

Performance



Morningstar Analyst Rating

Silver

FE Crown Rating



Discrete Performance - 12 months to 31/12/20

	2020	2019	2018	2017	2016
Fund	11.55	28.84	-17.38	50.71	23.72
Stock Sector Average	-8.28	19.69	-11.23	11.56	8.85

Cumulative Performance to 31/07/21

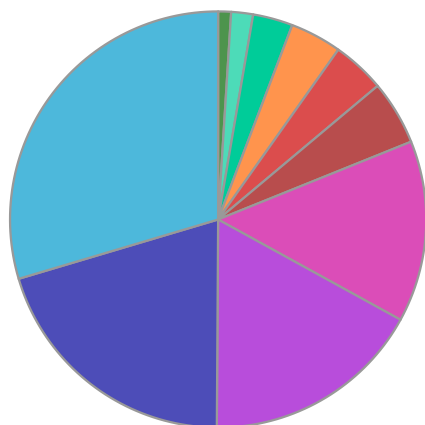
	1 Yr	2 Yrs	3 Yrs	4 Yrs	5 Yrs
Fund	51.31	40.50	26.84	41.69	143.63
Stock Sector Average	30.74	9.52	7.46	13.89	30.36

Performance Analysis - Annualised 3 years

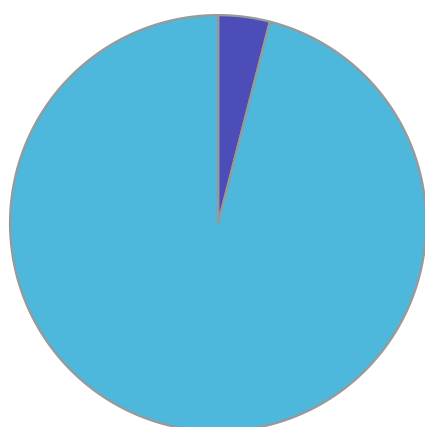
	Growth Rate %	Volatility	Alpha	Beta	Sharpe
Fund	8.25	25.02	6.39	1.26	0.19
Stock Sector Average	2.43	17.70	0.00	1.00	0.00

Jupiter UK SmCos Fcus I Inc GBP

Fund Composition



	(%)
Consumer Discretionary	29.60
Industrials	20.30
Financials	17.10
Technology	14.10
Consumer Staples	5.00
Telecommunications	4.10
Money Market	4.00
Real Estate	3.10
Basic Materials	1.70
Health Care	1.00



	(%)
UK Equities	96.00
Money Market	4.00

Largest Holdings

Holdings	(%)
THG PLC	4.70
BOOHOO GROUP PLC	4.60
OSB GROUP PLC	4.60
ALPHA FX GROUP PLC	4.40
CHRYSALIS INVESTMENTS LTD	4.40

Holdings	(%)
GAMMA COMMUNICATIONS PLC	4.10
ELECTROCOMPONENTS PLC	3.30
FUTURE PLC	3.30
AUCTION TECHNOLOGY GROUP PLC	3.10
BELLWAY	2.90

* Data supplied by fund managers regarding fixed interests funds may not specify yield type. As the provision of redemption yield is an FCA regulatory requirement Novia assumes these are used.

Important Information

Performance details and yields are as at 31/07/2021. Performance figures are inclusive of net reinvested income. Source: FE. This document is designed only for professional investors and experienced advisers. The value of investments and the income gained may fluctuate. Investors may not get back the full amount invested. Past performance is not a guide to the future.