

## EF 8AM Growth A

### Fund Information

**Sector**

IA Mixed Investment 40-85% Shares

**Manager's Name**

 Tom McGrath  
 Anthony Walters

**Date Manager Appointed**

Jun 2020

**Launch Date**

May 2013

**Fund Size (£m)**

£13.76

**Yield\*** (See page2)

0.00 %

**XD Dates**

Jan 04, Jul 01

**Last Distribution**

04/01/21 (XD Date)

28/02/21 (Pay Date)

0.00(Distribution)

**OCF**

2.99 %

**Morningstar Analyst Rating**

N/A

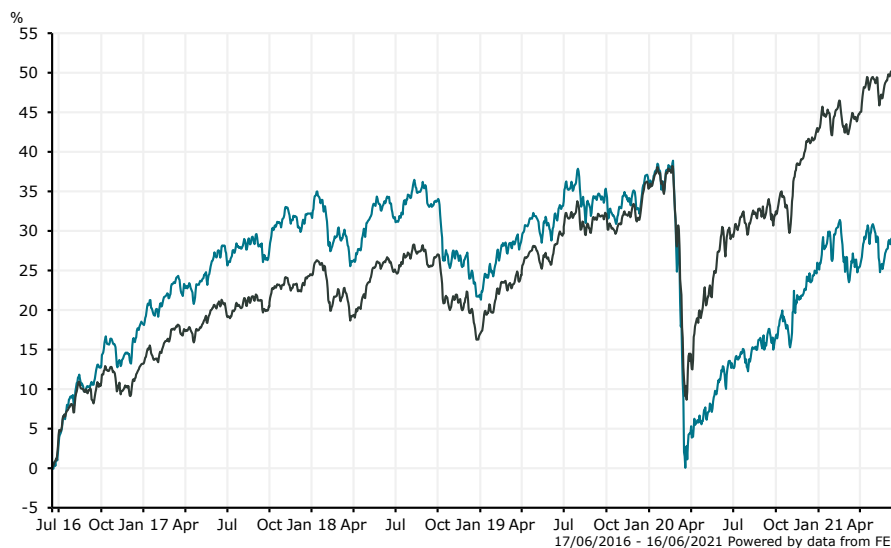
**FE Crown Rating**


### Fund Aim

The objective of the Fund is to achieve long-term capital growth.

**Sector:** IA Mixed Investment 40-85% Shares

### Performance


■ EF 8AM Growth A

■ IA Mixed Investment 40-85% Shares

#### Discrete Performance - 12 months to 31/12/20

	2020	2019	2018	2017	2016
Fund	-7.82	11.84	-7.79	11.81	14.07
Stock Sector Average	5.32	15.78	-6.11	9.98	12.87

#### Cumulative Performance to 31/05/21

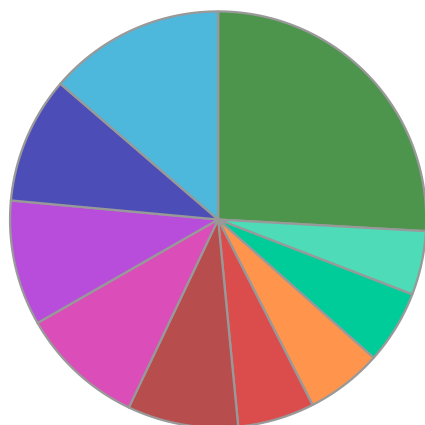
	1 Yr	2 Yrs	3 Yrs	4 Yrs	5 Yrs
Fund	14.89	-1.87	-3.70	1.13	25.80
Stock Sector Average	16.97	18.27	18.82	23.89	47.53

#### Performance Analysis - Annualised 3 years

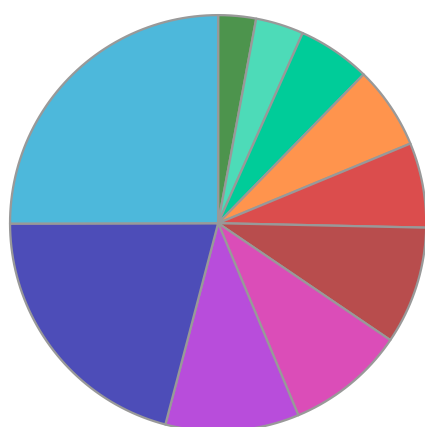
	Growth Rate %	Volatility	Alpha	Beta	Sharpe
Fund	-1.25	13.98	-7.27	1.14	-0.01
Stock Sector Average	5.92	11.37	0.00	1.00	0.21

**EF 8AM Growth A**

**Fund Composition**



	(%)
Financials	13.69
Government Bonds	9.85
Information Technology	9.74
Industrials	9.66
Health Care	8.60
Consumer Discretionary	5.96
Technology	5.93
Money Market	5.71
Communications	4.97
Others	25.89



	(%)
UK Equities	25.03
North American Equities	20.89
Global Corporate Fixed Interest	10.38
Others	9.21
Others	9.15
Others	6.59
Others	6.43
International Equities	5.66
Global Fixed Interest	3.73
Others	2.93

**Largest Holdings**

Holdings	(%)
ROYAL LONDON EMERGING MKT ESG LD EQ FD	9.21
JPM ASIA GROWTH FUND	9.15
HSBC AMERICAN INDEX	7.12
JP MORGAN FUND ICVC – US SELECT FUND	7.04
FRANKLIN UK EQUITY INCOME FUND	6.87

Holdings	(%)
JPM US SMALL CAP GROWTH	6.73
SLATER RECOVERY FUND	6.48
HSBC INDEX TRACKER INV. FUNDS – FTSE 250	6.07
BAILLE GIFFORD POSITIVE CHANGE FUND	5.66
FP OCTOPUS UK MICRO CAP GROWTH FUND	5.60

\* Data supplied by fund managers regarding fixed interests funds may not specify yield type. As the provision of redemption yield is an FCA regulatory requirement Novia assumes these are used.

**Important Information**

Performance details and yields are as at 31/05/2021. Performance figures are inclusive of net reinvested income. Source: FE. This document is designed only for professional investors and experienced advisers. The value of investments and the income gained may fluctuate. Investors may not get back the full amount invested. Past performance is not a guide to the future.